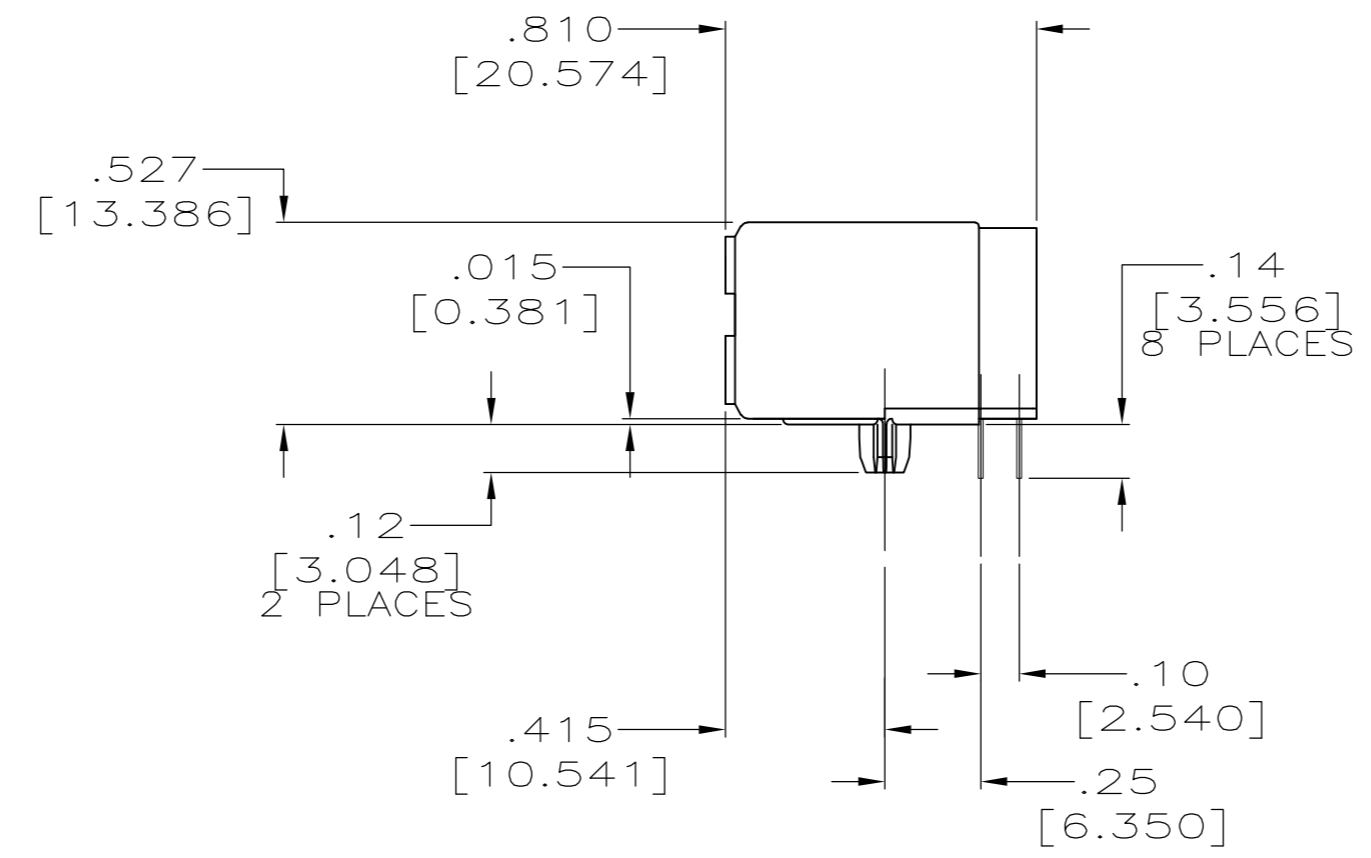
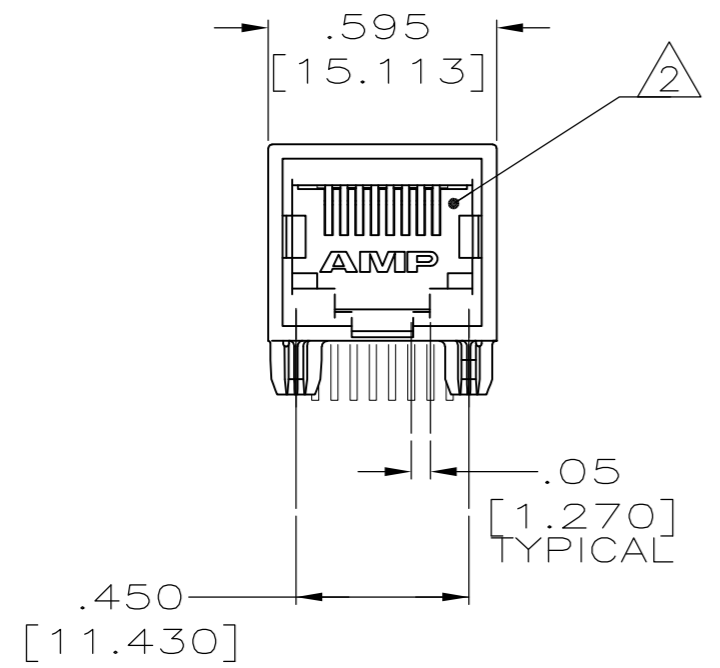
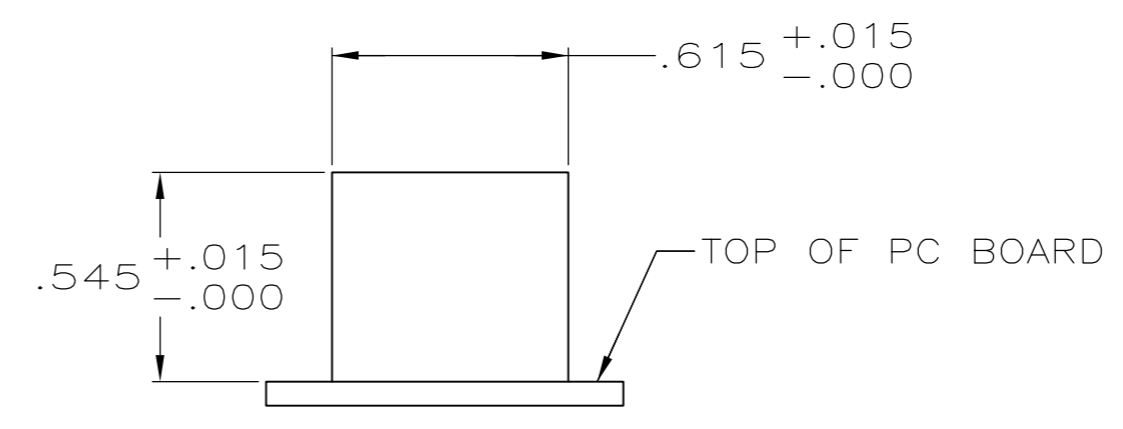
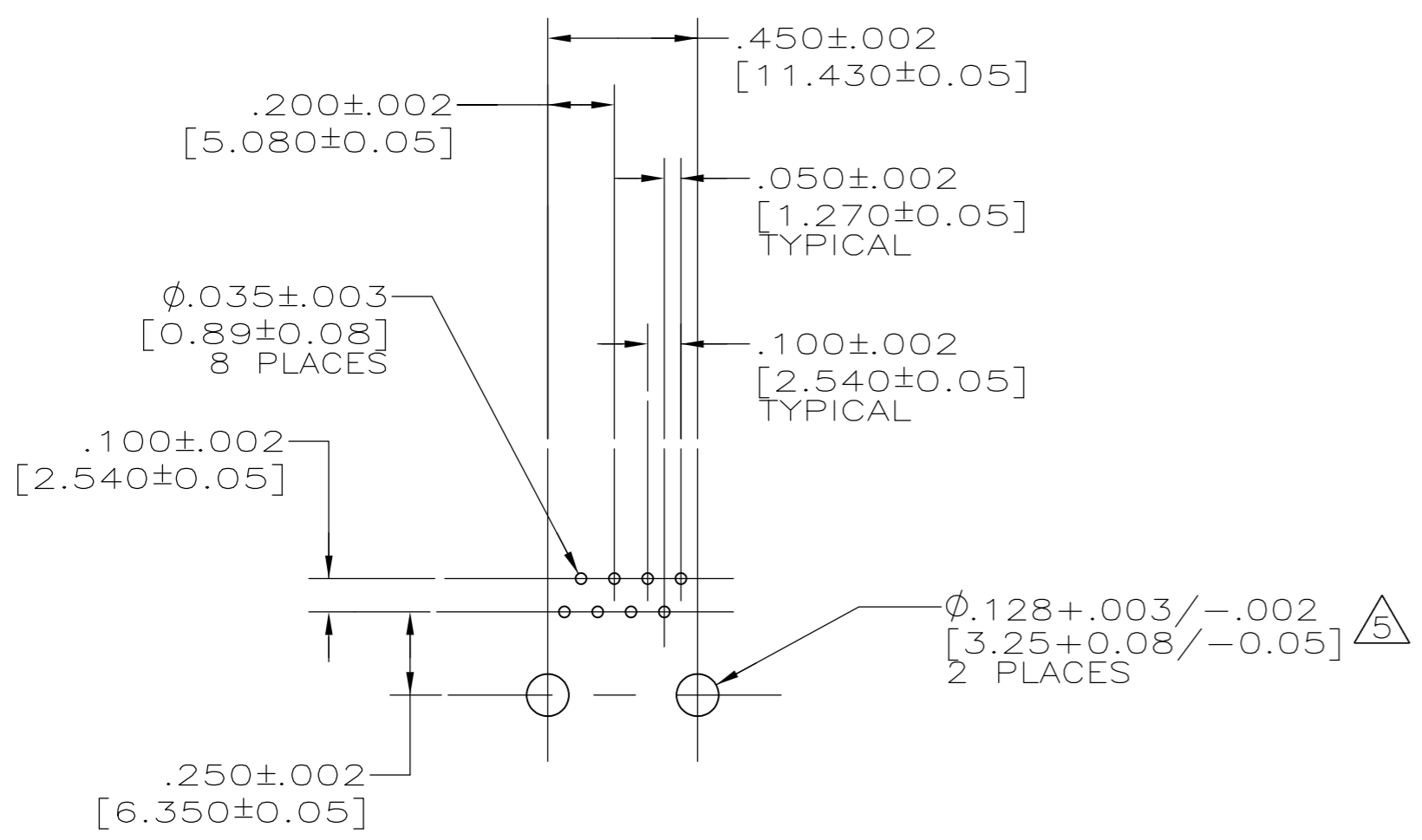


THIS DRAWING IS UNPUBLISHED. RELEASED FOR PUBLICATION
 © COPYRIGHT - By - ALL RIGHTS RESERVED.

LOC	DIST	REVISIONS					
		P	LTR	DESCRIPTION	DATE	DWN	APVD
AA	22	A1		REVISED PER ECO-11-005033	28MAR11	RK	HMR



- MATERIAL: HOUSING - HTN NYLON, BLACK, REFLOW COMPATIBLE, UL 94V-0. TERMINALS-.013[0.33] THICK PHOS BRONZE PLATED WITH .000050[1.27μm] MINIMUM THICK HARD GOLD IN LOCALIZED AREA AND .000150 [3.81μm] MINIMUM THICK MATTE TIN IN SOLDER AREA OVER .000050[1.27μm] MINIMUM THICK NICKEL UNDERPLATE.
- JACK CAVITY CONFORMS TO FCC RULES AND REGULATIONS, PART 68 SUBPART F.
- ALL DIMENSIONS SHOWN ARE NOMINAL UNLESS OTHERWISE SPECIFIED.
- ALL DIMENSIONS SHOWN IN BRACKETS [] ARE IN MILLIMETERS.
- USE #30 DRILL BIT OR 3.25mm DRILL BIT WHEN PRODUCING THESE PCB HOLES.



SUGGESTED PANEL CUTOUT

SUGGESTED PC BOARD LAYOUT COMPONENT SIDE

5557785-1
PART NO.

THIS DRAWING IS A CONTROLLED DOCUMENT.		DWN V. SLACK/L.A.MAYER 01JUNE2005		
DIMENSIONS: INCHES		CHK J.WESTMAN 01JUNE2005		
TOLERANCES UNLESS OTHERWISE SPECIFIED:		APVD S.FLICKINGER 01JUNE2005	NAME MODULAR JACK ASSEMBLY, 8 POSITION,RIGHT ANGLE, LOW PROFILE	
0 PLC ± -		PRODUCT SPEC 108-1163	SIZE A2	CAGE CODE 00779
1 PLC ± -		APPLICATION SPEC 114-2048	DRAWING NO C=5557785	RESTRICTED TO -
2 PLC ± .01[0.254]		WEIGHT -	SCALE 2:1	SHEET 1 of 1
3 PLC ± .005[0.127]		CUSTOMER DRAWING	REV A1	
4 PLC ± -				
ANGLES ± -				
FINISH SEE NOTE 1				