

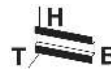
EM-PB-GATEWAY-IFS

Order No.: 2297620



<http://eshop.phoenixcontact.de/phoenix/treeViewClick.do?UID=2297620>

The PROFIBUS module EM-PB-GATEWAY-IFS, certified as per DPV1 specification (EN 50170), connects up to 32 motor management modules (EMM-...IFS) or other INTERFACE system devices via the TBUS DIN rail connector.



Commercial data	
GTIN (EAN)	
sales group	G472
Pack	1 pcs.
Customs tariff	85389091
Catalog page information	Page 152 (IF-2009)

Product notes

WEEE/RoHS-compliant since:
01/15/2009



<http://www.download.phoenixcontact.com>
Please note that the data given here has been taken from the online catalog. For comprehensive information and data, please refer to the user documentation. The General Terms and Conditions of Use apply to Internet downloads.

Technical data

Serial interface

Interface 1	IFS interface
Type of connection	TBUS
Interface 2	PROFIBUS DP

Type of connection	D-SUB-9
Conductor cross section stranded max.	2.5 mm ²
Conductor cross section stranded min.	0.2 mm ²
Conductor cross section solid max.	2.5 mm ²
Conductor cross section solid min.	0.2 mm ²
Conductor cross section AWG/kcmil max	12
Conductor cross section AWG/kcmil min.	24

Digital inputs

Input name	Digital inputs
	Input data
Number of inputs	4
Nom. voltage	24 V DC ±20 % 24 V DC -20 % ... +25 %
Nominal input current at U _{IN}	3 mA 85 mA
Protective circuit	Polarity protection, surge protection Polarity protection, surge protection

Digital outputs

Output name	Switching outputs
Number of outputs	4
Maximum switching voltage	23 V DC (U _B - U _{resid.} of the output)
Max. switching current	500 mA
Residual voltage	1 V
Protective circuit	Parallel protection against polarity reversal, pay attention to the fuse
Type of connection	COMBICON

Power supply

Nominal supply voltage	24 V DC -20 % ... +25 % (U _{op})
Typical current consumption	85 mA

General data

Operating mode	100% operating factor
Width	22.5 mm
Height	99 mm
Depth	114.5 mm

Ambient temperature (storage/transport)	-35 °C ... 80 °C
Ambient temperature (operation)	-35 °C ... 50 °C
Test voltage data interface/power supply	1.5 kV
Standards/regulations	EN 50178
Insulation voltage PROFIBUS side / equipment electronics	1.5 kV
Degree of protection	IP20
Mounting position	Any
Color	green

Certificates / Approvals



Certification CUL Listed, UL Listed

Accessories

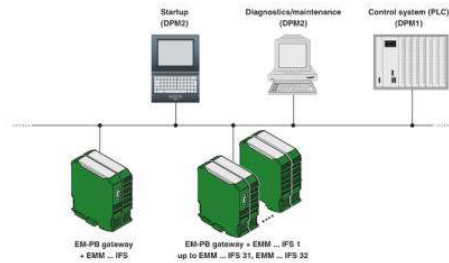
Item	Designation	Description
General		
2901103	IFS-CONFSTICK-L	Multi-functional memory block with handle for the INTERFACE system; for easy storage and back up of the configuration. (EMM...IFS firmware Version 1.04 or later)
2707437	ME 22,5 TBUS 1,5/ 5-ST-3,81 GN	DIN rail connector for current transducers, gold-plated contacts, for DIN rail mounting, 5-pos.

Additional products

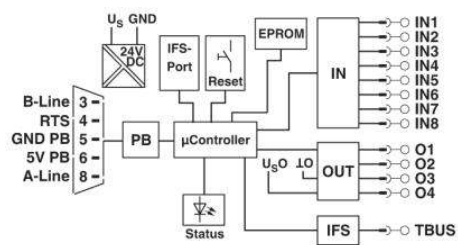
Item	Designation	Description
Cable/conductor		
2811271	IFS-USB-PROG-ADAPTER	Programming adapter with USB interface, for programming with the IFS-CONF, MACX-MCR-CONF and UPS-CONF software

Diagrams/Drawings

Application drawing



Block diagram



Address

PHOENIX CONTACT Deutschland GmbH
Flachmarktstr. 8
32825 Blomberg, Germany
Phone +49 5235 3 12000
Fax +49 5235 3 41200
<http://www.phoenixcontact.de>



© 2010 Phoenix Contact
Technical modifications reserved;