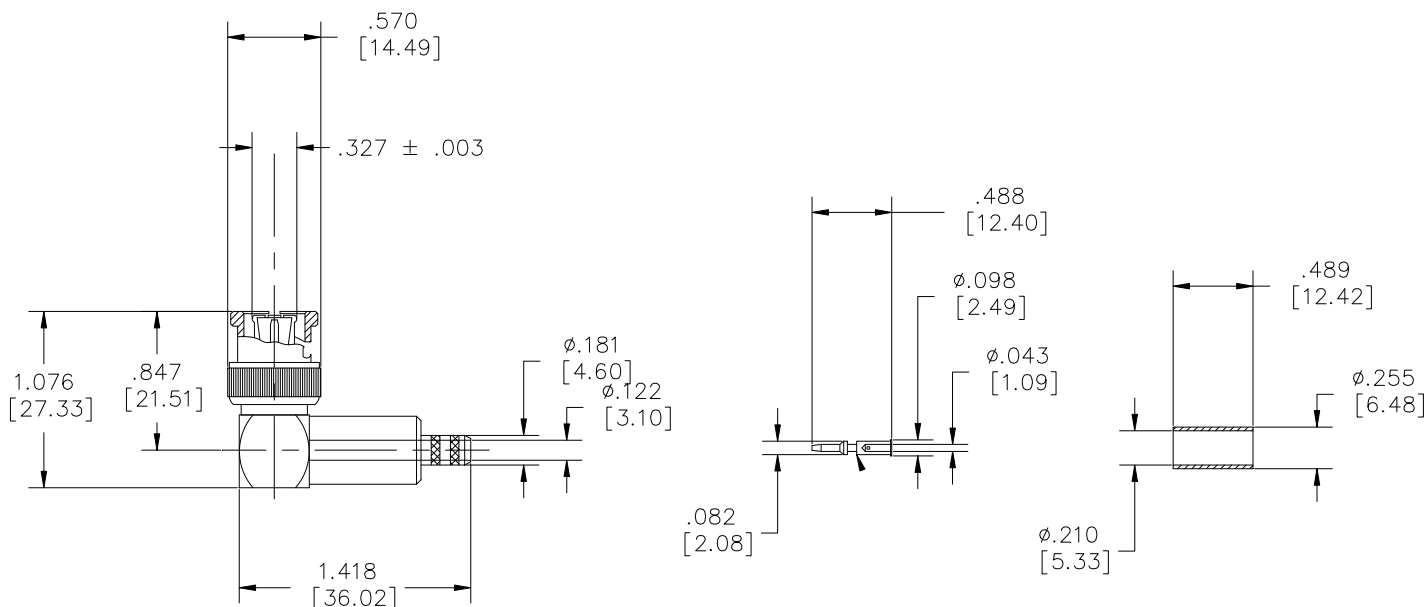


**Model 73061**  
**BNC Right-Angle Plug, 50 Ohm, Crimp Type, RG58, 141**



*Model 73061*  
*BNC Right-Angle Plug, 50 Ohm, Crimp Type,*  
*RG58, 141*

**Features**

- DC – 4GHz bandwidth.
- Connectors are precision machined.
- Connector accepts cable types RG/U: 58, 141

**Materials**

Center Conductor, Male: Brass, Gold Plated  
Connector Body: Brass, Nickel Plated  
Crimp Ferrule: Brass, Nickel Plated

**Specifications**

Impedance:	50Ω
Frequency Range:	DC – 4GHz
Contact Resistance:	
Center Conductor:	≤1.5 mΩ
Outer Conductor:	≤0.3 mΩ
Insulation Resistance:	≥ 5000 MΩ
Operating Voltage:	500V
	<i>For CE compliance, do not hold in hand when voltages exceed 33 Vrms / 70 Vdc.</i>
VSWR:	≤1.35
Operating Temperature:	-65° C (-85° F) to +165° C (+329° F)
Number of Insertions:	500 cycles minimum

**Ordering Information**

Model: **73061**

**USA:** Sales: 800-490-2361  
Technical Support: [technicalsupport@pomonatest.com](mailto:technicalsupport@pomonatest.com)  
Fax: 425-446-5844

**Europe:** 31-(0) 40 2675 150 **International:** 425-446-5500  
**Where to Buy:** [www.pomonaelectronics.com](http://www.pomonaelectronics.com)

All dimensions are in inches. Tolerances (except noted): .xx = ±.02" (.51 mm), .xxx = ± .005" (.127 mm). All specifications are to the latest revisions. Specifications are subject to change without notice. Registered trademarks are the property of their respective companies.

**Model 73061**  
**BNC Right-Angle Plug, 50 Ohm, Crimp Type, RG58, 141**

**Cable Types and Crimp Die Information**

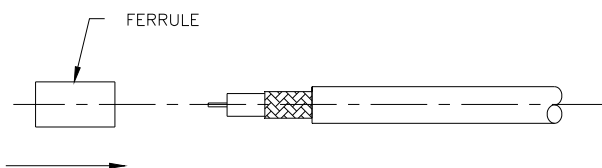
Connector Model #	Cable Groups	Crimp Die Cavity Size for Outer Ferrule
73061	RG58, 141	.213 (5.4)

**Cable Assembly Instructions**

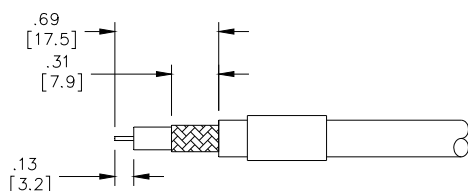
1. CUT CABLE END EVENLY AND PERPENDICULAR



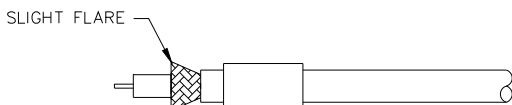
2. SLIDE FERRULE OVER CABLE.



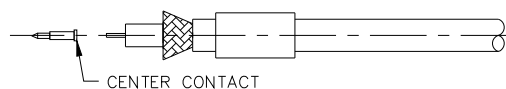
3. STRIP CABLE JACKET, BRAID AND DIELECTRIC TO SPECIFICATION LENGTHS.



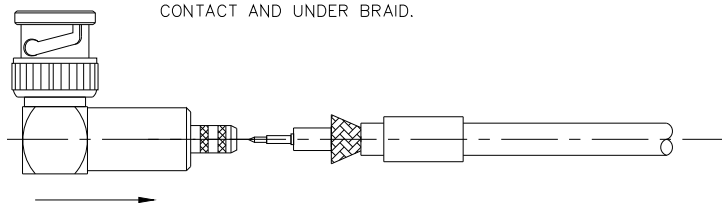
4. FLARE BRAID END SLIGHTLY.



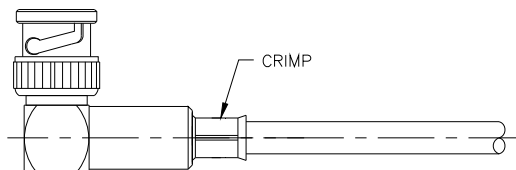
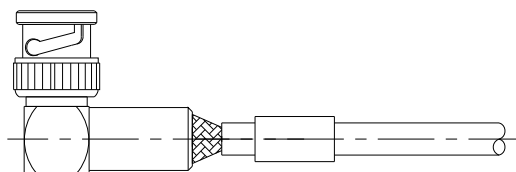
5. CRIMP CENTER CONTACT ON CENTER CONDUCTOR.



6. SLIDE CONNECTOR BODY OVER DIELECTRIC, CENTER CONTACT AND UNDER BRAID.



7. SLIDE FERRULE OVER BRAID AND CRIMP.



**USA:** Sales: 800-490-2361  
 Technical Support: [technicalsupport@pomonatest.com](mailto:technicalsupport@pomonatest.com)  
 Fax: 425-446-5844  
**Europe:** 31-(0) 40 2675 150 **International:** 425-446-5500  
**Where to Buy:** [www.pomonaelectronics.com](http://www.pomonaelectronics.com)

All dimensions are in inches. Tolerances (except noted): .xx = ±.02" (.51 mm), .xxx = ±.005" (.127 mm). All specifications are to the latest revisions. Specifications are subject to change without notice. Registered trademarks are the property of their respective companies.