

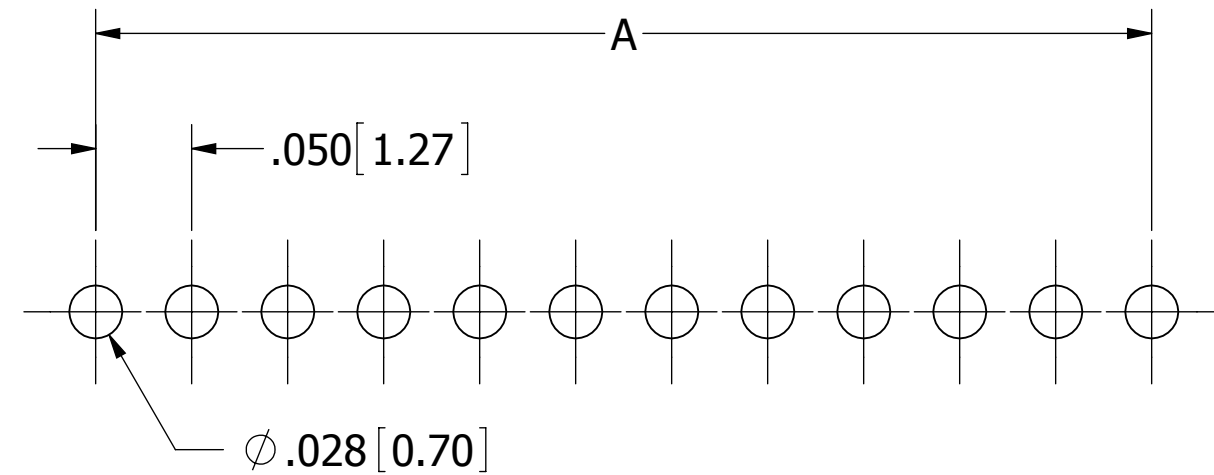
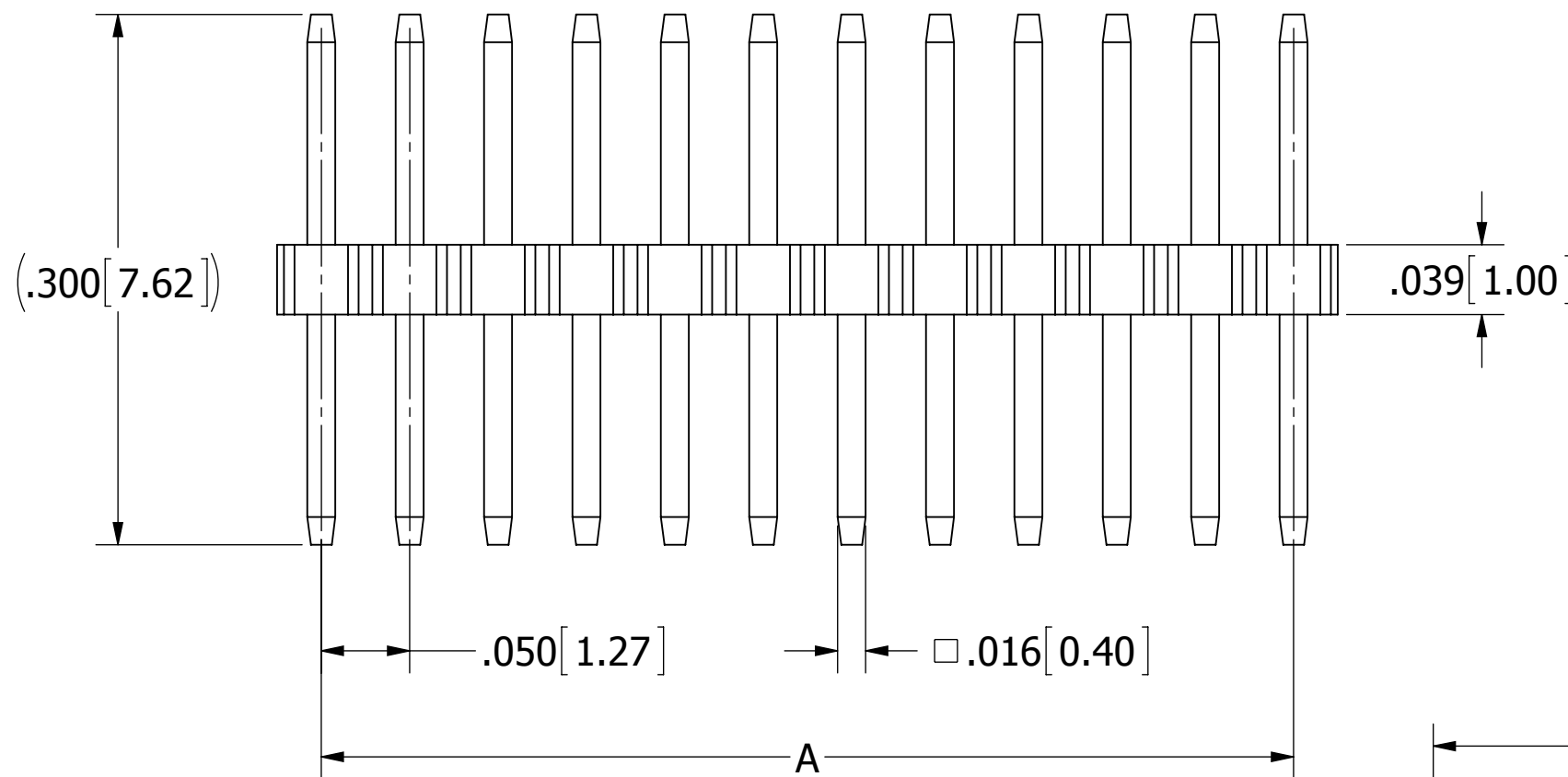
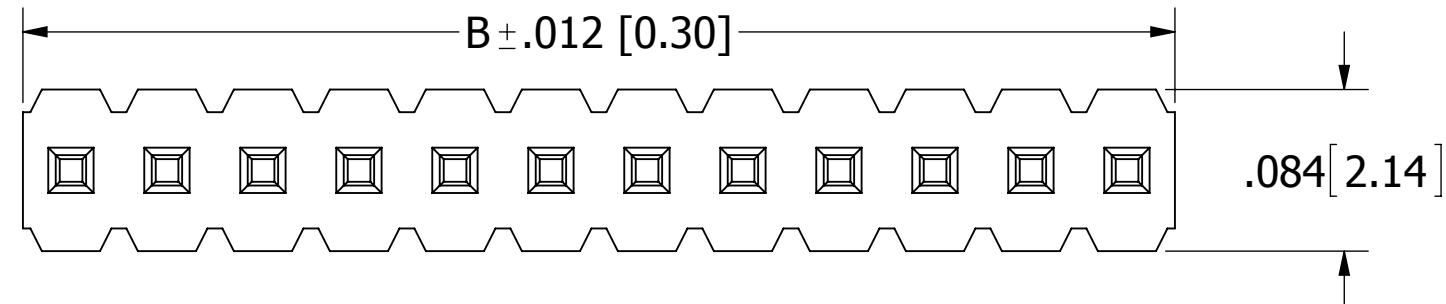
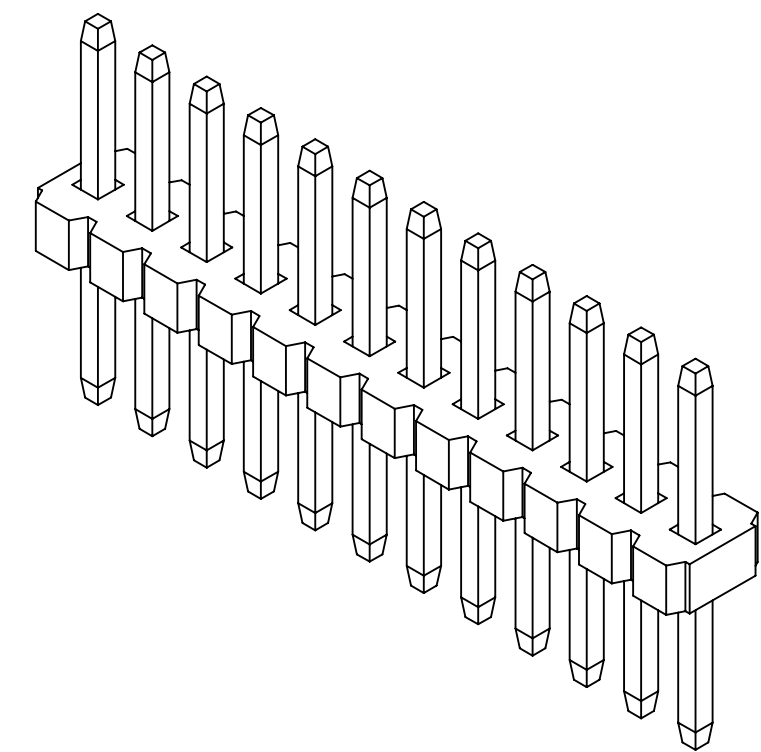
POSITIONS/ CONTACTS	A		B	
	INCH	MM	INCH	MM
02/02	0.050	1.27	0.100	2.54
03/03	0.100	2.54	0.150	3.81
04/04	0.150	3.81	0.200	5.08
05/05	0.200	5.08	0.250	6.35
06/06	0.250	6.35	0.300	7.62
07/07	0.300	7.62	0.350	8.89
08/08	0.350	8.89	0.400	10.16
09/09	0.400	10.16	0.450	11.43
10/10	0.450	11.43	0.500	12.70
11/11	0.500	12.70	0.550	13.97
12/12	0.550	13.97	0.600	15.24
13/13	0.600	15.24	0.650	16.51
14/14	0.650	16.51	0.700	17.78
15/15	0.700	17.78	0.750	19.05
16/16	0.750	19.05	0.800	20.32
17/17	0.800	20.32	0.850	21.59
18/18	0.850	21.59	0.900	22.86
19/19	0.900	22.86	0.950	24.13
20/20	0.950	24.13	1.000	25.40
21/21	1.000	25.40	1.050	26.67
22/22	1.050	26.67	1.100	27.94
23/23	1.100	27.94	1.150	29.21
24/24	1.150	29.21	1.200	30.48
25/25	1.200	30.48	1.250	31.75
26/26	1.250	31.75	1.300	33.02
27/27	1.300	33.02	1.350	34.29
28/28	1.350	34.29	1.400	35.56
29/29	1.400	35.56	1.450	36.83
30/30	1.450	36.83	1.500	38.10
31/31	1.500	38.10	1.550	39.37
32/32	1.550	39.37	1.600	40.64
33/33	1.600	40.64	1.650	41.91
34/34	1.650	41.91	1.700	43.18
35/35	1.700	43.18	1.750	44.45
36/36	1.750	44.45	1.800	45.72
37/37	1.800	45.72	1.850	46.99
38/38	1.850	46.99	1.900	48.26
39/39	1.900	48.26	1.950	49.53
40/40	1.950	49.53	2.000	50.80
41/41	2.000	50.80	2.050	52.07
42/42	2.050	52.07	2.100	53.34
43/43	2.100	53.34	2.150	54.61
44/44	2.150	54.61	2.200	55.88
45/45	2.200	55.88	2.250	57.15
46/46	2.250	57.15	2.300	58.42
47/47	2.300	58.42	2.350	59.69
48/48	2.350	59.69	2.400	60.96
49/49	2.400	60.96	2.450	62.23
50/50	2.450	62.23	2.500	63.50

PART NUMBER CODING

GRPB_1VWVN-M279RC

NUMBER OF POSITIONS
(CONTACTS PER ROW, 02 THRU 50)

REVISIONS				
REV.	ECO. NO	DESCRIPTION	DATE	BY
A	2530	INITIAL RELEASE	01/02/2012	LH



RECOMMENDED PCB LAYOUT

- NOTES:
- INSULATOR MATERIAL: NYLON 9T, UL 94V-0, COLOR: BLACK.
 - CONTACT MATERIAL: BRASS
 - CONTACT PLATING: .000030 - .000050 NICKEL UNDERPLATED, GOLD FLASH OVERALL.
 - CURRENT RATING: 1 AMP PER CONTACT.
 - INSULATOR RESISTANCE: 5000 MEGAOHMS MIN.
 - CONTACT RESISTANCE: 20 MILLIOHMS MAX.
 - DIELECTRIC WITHSTANDING: 500V AC.
 - OPERATING TEMPERATURE: -40° C TO +105° C.
 - *PROCESSING TEMP.: 230° C FOR 60 SECS MAX.
(260° C FOR 10 SECS MAX.)
 - MODIFICATION: .130 [3.31mm] HEAD LENGTH, .130 [3.31mm] TAIL LENGTH.

*INDICATED TEMPERATURE AND TIME IS FOR COMPONENT INSULATOR. HIGHER PROCESSING TEMPERATURES MAY BE USED, PROVIDED HEAT IS APPLIED FROM BACK SIDE OF PCB, AND INSULATOR DOES NOT EXCEED INDICATED TEMPERATURE AND TIME.



UNLESS OTHERWISE SPECIFIED: DIMENSIONS ARE IN INCHES [MM]		DRAWN	DATE	NAME		
TOLERANCES: ANGULAR: $\pm 1^\circ$ DECIMALS .XX = $\pm .012 [0.3]$.XXX = $\pm .008 [0.20]$.XXXX = $\pm .0040 [0.100]$			01/02/2012	LH		
THE INFORMATION HEREIN CONTAINS PROPRIETARY INFORMATION OF SULLINS ELECTRONICS AND IS NOT TO BE REPRODUCED, USED OR DISCLOSED TO OTHERS FOR ANY PURPOSE EXCEPT AS SPECIFICALLY AUTHORIZED IN WRITING BY AN OFFICER OF SULLINS ELECTRONICS.					TITLE HEADER MALE .050"[1.27mm] PITCH, 1 ROW, ST	
					PART NUMBER GRPB_1VWVN-M279RC	
SIZE	CAGE CODE	DWG. NO.	REV			
C	54453	11946	A			
SCALE: 10:1			SHEET 1 OF 1			