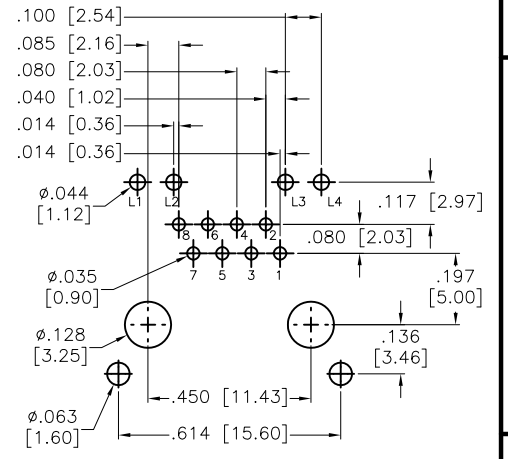
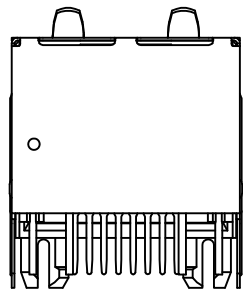
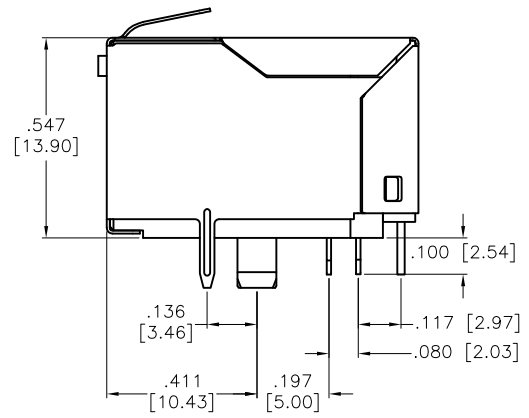
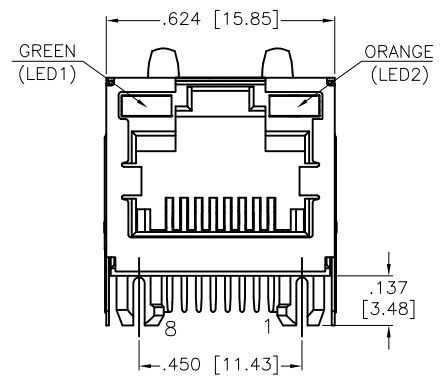
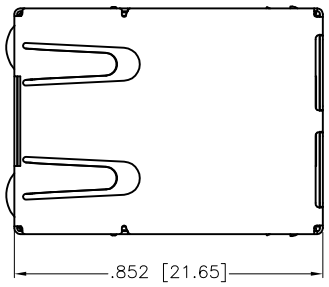
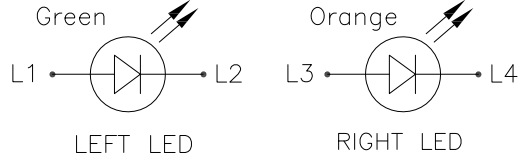


Rev	AWO #	Description	Date	Appr
-		RELEASED	8/9/18	

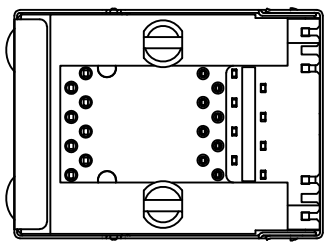
APPROVED: _____
DATE: _____ TITLE: _____



RECOMMENDED PCB LAYOUT

Frequency MHz	Near-End Cross talk dB, Min	Return Loss dB, Min	Insertion loss dB, Max
1.0	65.0	30.0	0.10
4.0	65.0	30.0	0.10
8.0	64.9	30.0	0.10
10.0	63.0	30.0	0.10
16.0	58.9	30.0	0.20
20.0	57.0	30.0	0.20
25.0	55.0	30.0	0.20
31.25	53.0	30.0	0.20
62.5	47.1	24.1	0.30
100.0	43.0	20	0.40

SPECIFICATIONS:
Material:
 Insulator: Hi-temp thermoplastic, rated UL 94V-0
 Insulator color: Black
 Contacts: Copper Alloy
 Shield: Stainless Steel, with Tin Dip on Solder Tabs
 Contact Plating:
 Selective Gold plating for Mating Surface, 50u" Nickel under plate
 100u" Matte Tin plating on Contact Solder Tail
Electrical:
 Voltage rating: 125 VAC
 Current rating: 1.25 Amps
 Insulation resistance: 500 Mohms min
 Dielectric withstanding voltage: 1000 VAC RMS 60Hz, for 1 minute
 Temperature Rating:
 Operating temperature: -40°C to +85°C
 Storage Temperature: -40°C to +85°C
Environmental:
 Recommended Solder Process: Wave Solder, peak temperature 260°C for 10 seconds.
 Mates with Modular Plug Conforming to TIA-1096 Standard
 Lead free, RoHS compliant.



UNLESS OTHERWISE SPECIFIED
 ALL DIMENSIONS ARE INCHES [MM]
 TOLERANCES: EXCEPT AS NOTED

.X ± .10	∅X ± .10
.XX ± .020	∅XX ± .015
.XXX ± .015	∅XXX ± .010

APPROVALS		DATE
DRAWN	HR	8/9/18
CHECKED	AC	8/9/18
APPROVED		

ADAM TECH INTERCONNECTS 909 Rahway Avenue, Union, NJ 07083
 Phone: 908-687-5000 Fax: 908-687-5710

TITLE: **MODULAR TELEPHONE JACK, 8P8C, PCB TYPE**
CAT 5E, W/ LED1 GREEN, LED2 ORANGE

SIZE	PART NO.	REV.
X	MTJ-88TUX1-FS2-PG2T-L5-C5E-HT	-

REF: S00101C SCALE: NTS SHEET 1 OF 1