

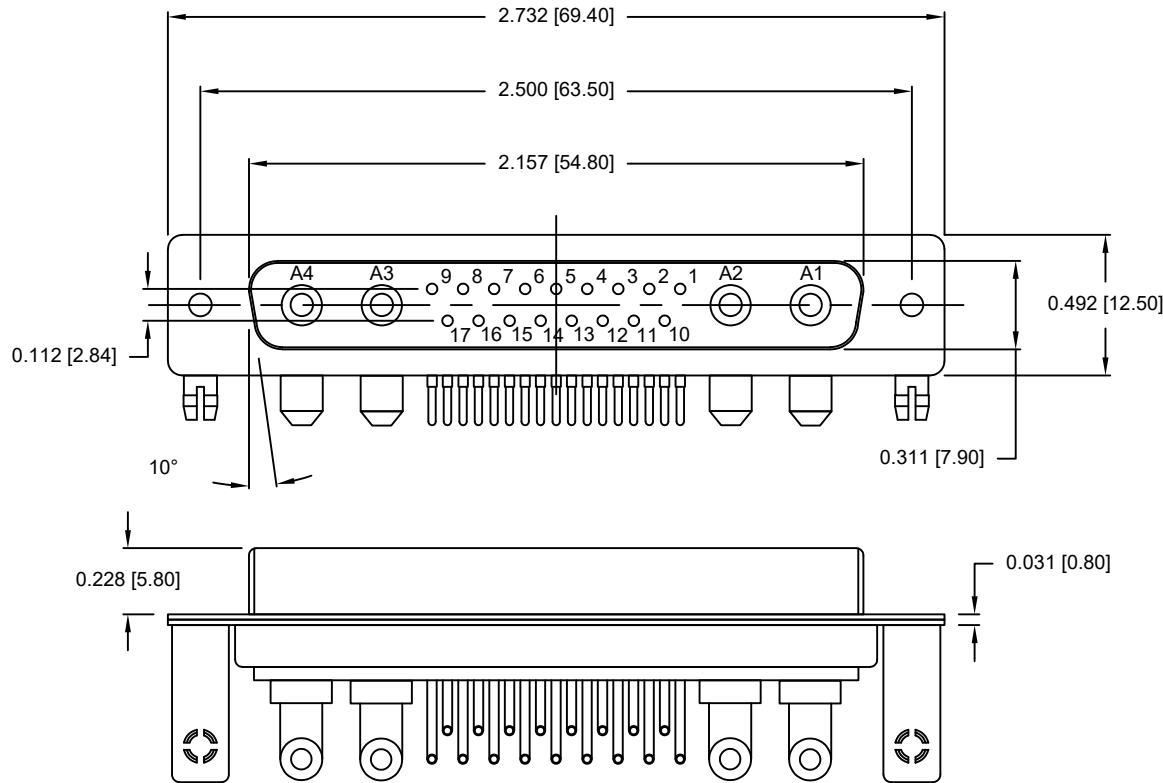
DESCRIPTION: POWER / SIGNAL - RIGHT ANGLE - FEMALE - MACHINED

SPECIFICATIONS:

ELECTRICAL:
 INSULATOR RESISTANCE: 5 GOhms MIN.
 WORKING VOLTAGE: 250V
 OPERATING TEMPERATURE: -55°C TO +125°C
 POWER CONTACT RESISTANCE: 2.0 mOhms MAX.
 SIGNAL CONTACT RESISTANCE: 10 mOhms MAX.
 POWER CONTACT AMPERAGE: SEE P/N KEY
 SIGNAL CONTACT AMPERAGE: 5 AMPS

MECHANICAL:
 CONTACT INSERTION FORCE: 4.5 Kg MAX.
 CONTACT SEPARATION FORCE: 0.3 Kg MIN.

MATERIALS:
 CONTACTS: COPPER ALLOY, GOLD FLASH
 INSULATOR: PBT UL94V-0 RATED
 230°C PROCESS TEMP.
 SHELL: NICKEL PLATED STEEL
 BRACKET: NICKEL PLATED STEEL
 BOARD LOCK: NICKEL PLATED BRASS



SEE SHEET 2
 FOR CONTACT & BRACKET DIMENSION DETAILS

684M21WA4SLYYY

46 = 40 AMP POWER // #4-40 BRACKET // STANDARD PCB TAILS
 62 = 40 AMP POWER // #4-40 BRACKET // 2.22mm PCB TAILS

1 = GOLD FLASH

RoHS COMPLIANT

UNITS = inches [mm] DO NOT SCALE FROM DRAWING



THESE DRAWINGS AND SPECIFICATIONS ARE THE PROPERTY OF NorComp AND SHALL NOT BE REPRODUCED, COPIED OR USED AS THE BASIS FOR THE MANUFACTURE OR SALE OF APPARATUS WITHOUT WRITTEN PERMISSION.

DRAWN:
 M. SIGMON

DATE:
 02/11/2014

NorComp

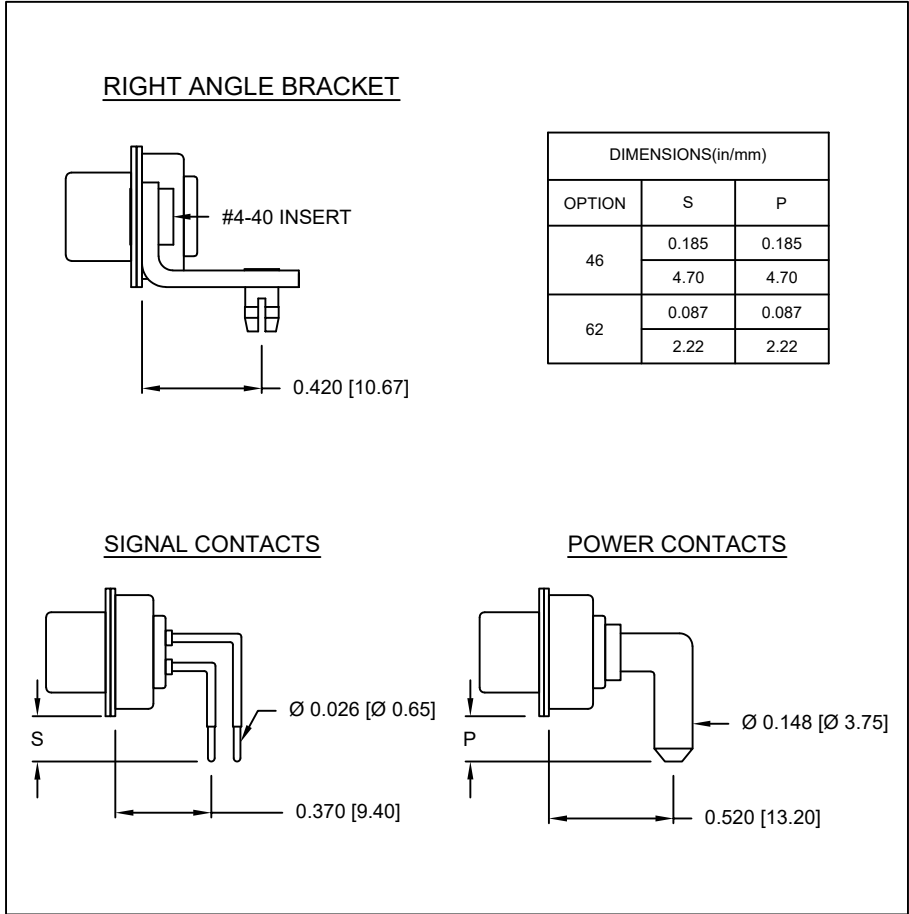
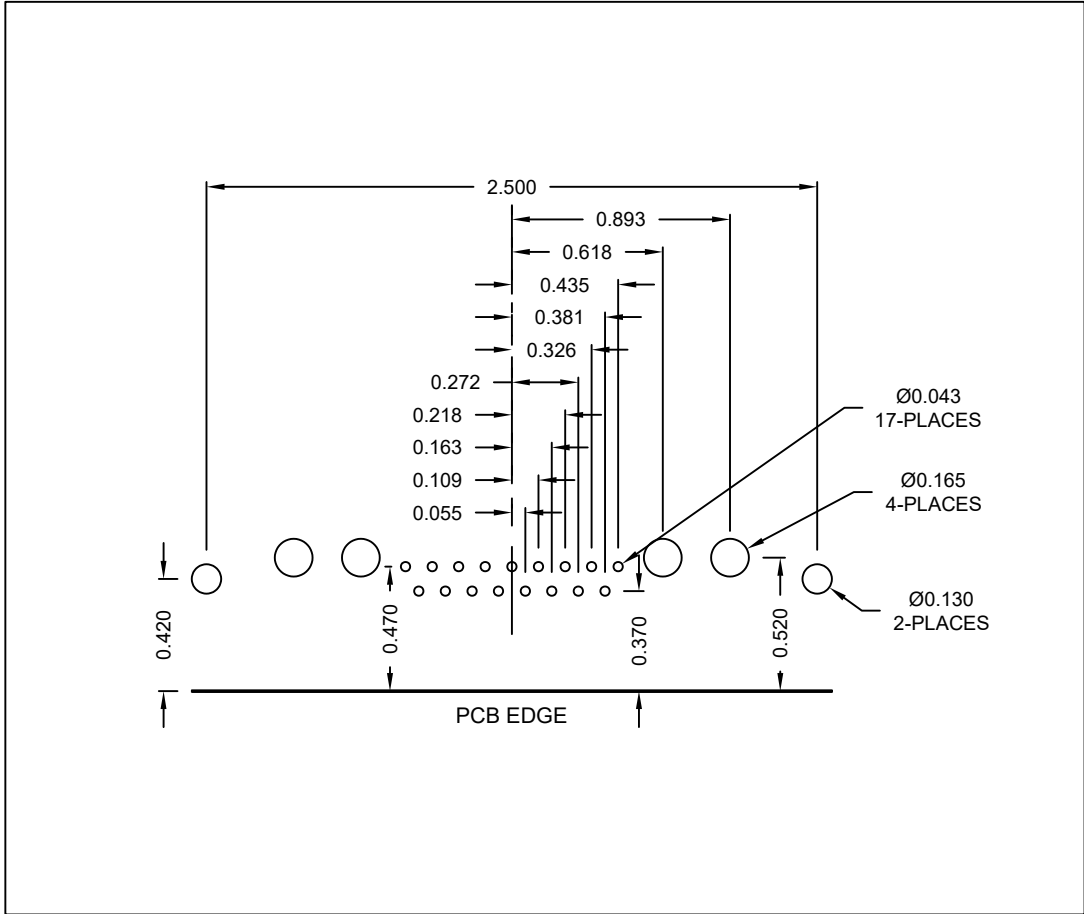
SCALE:
 NTS

SHEET 1 OF 2

REV 2

DWG NO.

684M21WA4SL461



RoHS COMPLIANT

UNITS = inches [mm] DO NOT SCALE FROM DRAWING



THESE DRAWINGS AND SPECIFICATIONS ARE THE PROPERTY OF NorComp AND SHALL NOT BE REPRODUCED, COPIED OR USED AS THE BASIS FOR THE MANUFACTURE OR SALE OF APPARATUS WITHOUT WRITTEN PERMISSION.

DRAWN: M. SIGMON
DATE: 02/11/2014

NorComp

SCALE: NTS
SHEET 2 OF 2
REV 2
DWG NO. 684M21WA4SL461