



ANATECH ELECTRONICS INC
RF & Microwave Filters & Products

310/370 MHz Ceramic Duplexer

Part Number: AM310-370D1079



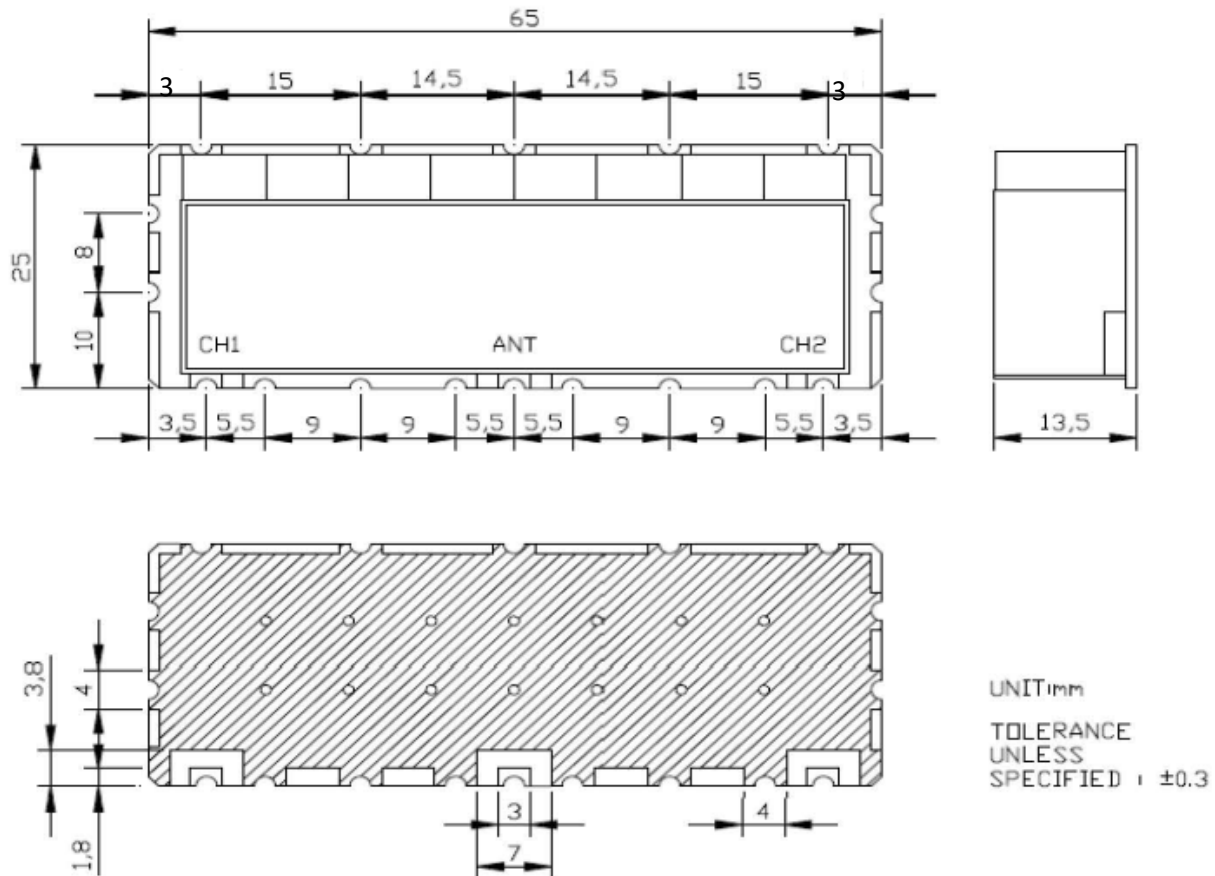
<u>Characteristics</u>	<u>Band 1</u>	<u>Band 2</u>
Passband:	300-320 MHz	360-380 MHz
Bandwidth:	Fo±10 MHz	Fo±10 MHz
Passband Return Loss:	15dB min	15dB min
Passband Insertion Loss:	2.0 dB max	2.0 dB max
Passband Ripple:	0.7 dB max	0.7 dB max
Input / Output Impedance:	50 Ohms	50 Ohms
Isolation:	40 dB min	40 dB min
Power Handling:	3W	3W

<u>Mechanical</u>	
Mounting Method:	SMT
Dimensions:	65x25x13.5 mm

<u>Environmental</u>	
Operating Temperature:	-40 to +85 deg.C
Storage Temperature:	-50 to +90 deg.C

This product is RoHs compliant.

Outline Drawing:



Tolerance: +/-0.01 inches [+/-0.3mm]

Angles: +/-1 Deg.

*Tolerance as shown unless otherwise specified in the datasheet electrical specification tables above.

*When max dimensions are called out the above tolerances do not apply as long as it is under the max call out.

Note: For the 13.5 mm Height requirement, this is a Maximum measurement specification.



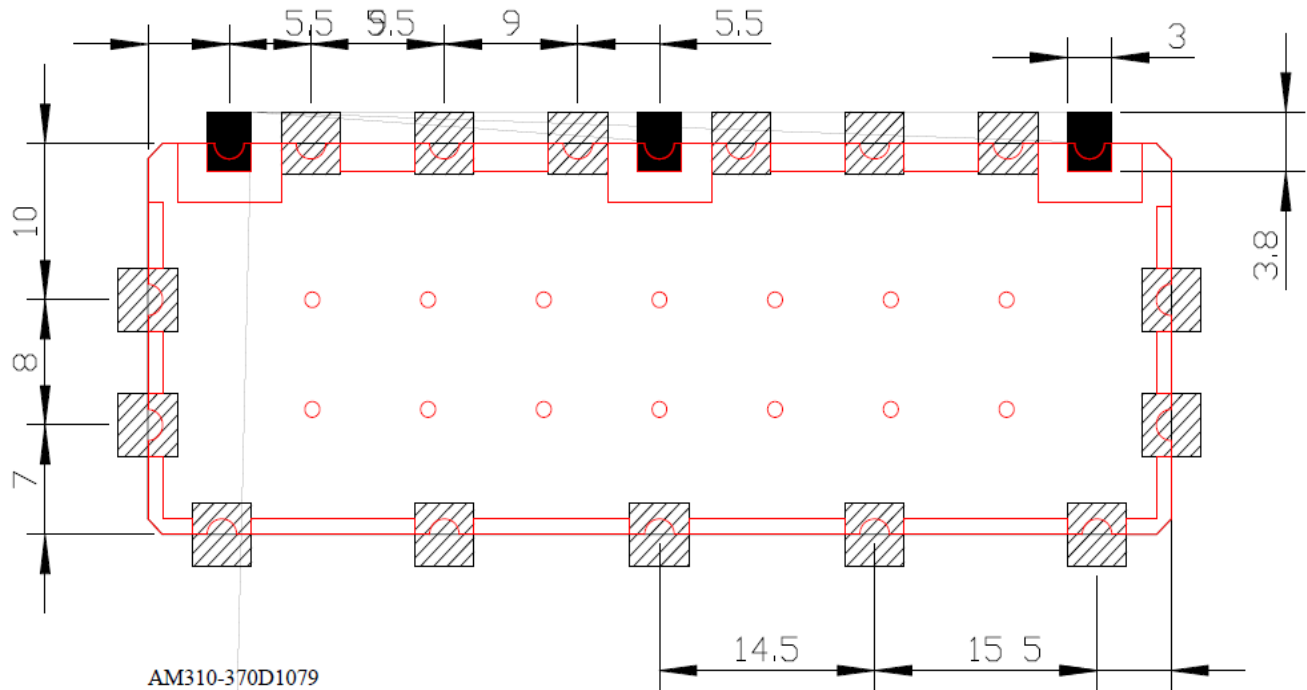
ANATECH ELECTRONICS INC
RF & Microwave Filters & Products



310/370 MHz Ceramic Duplexer

Part Number: AM310-370D1079



Foot Print:



-  IN/OUT PORT
-  GROUND