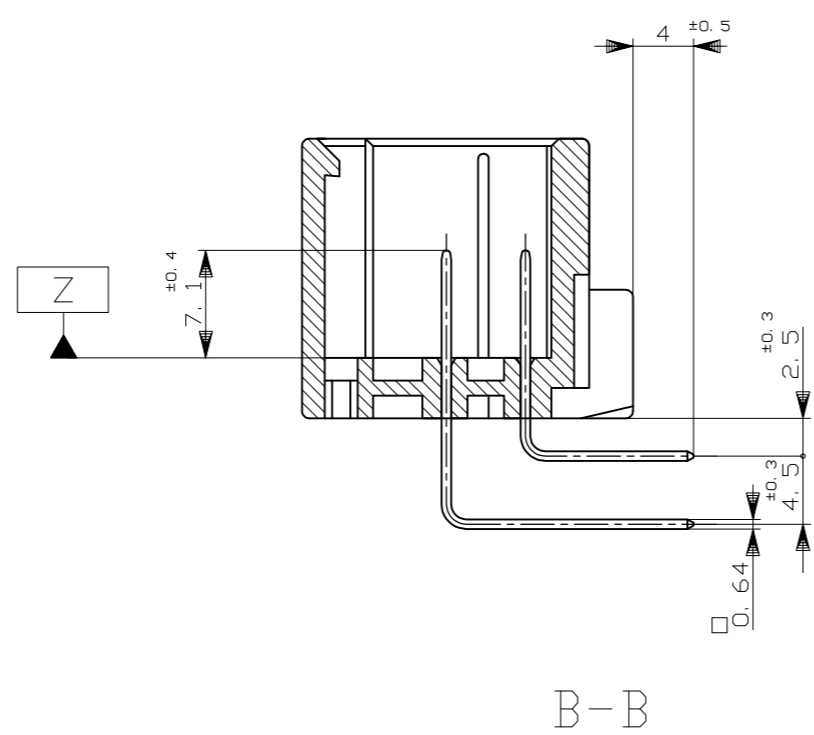
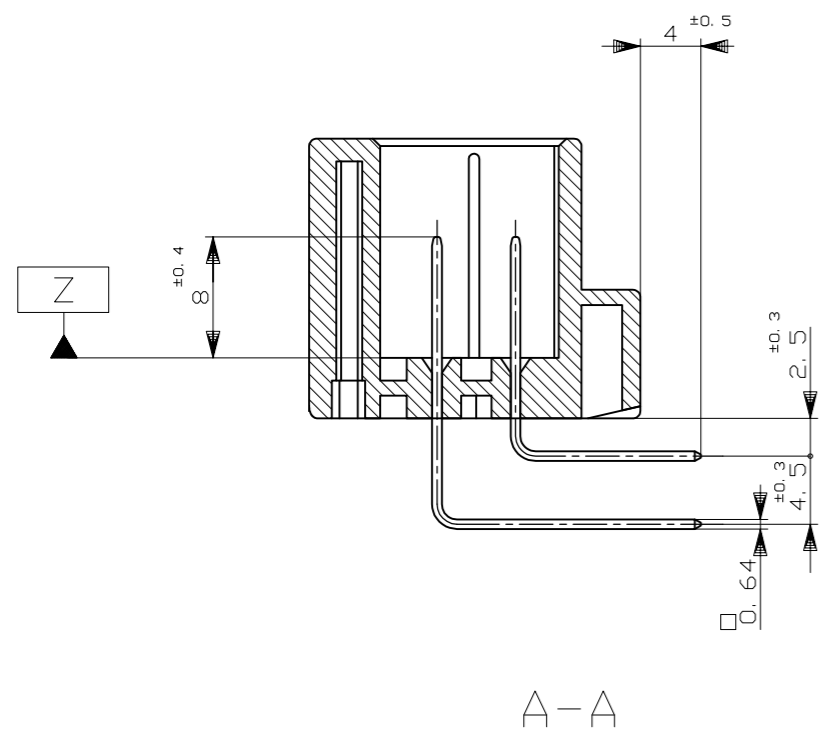
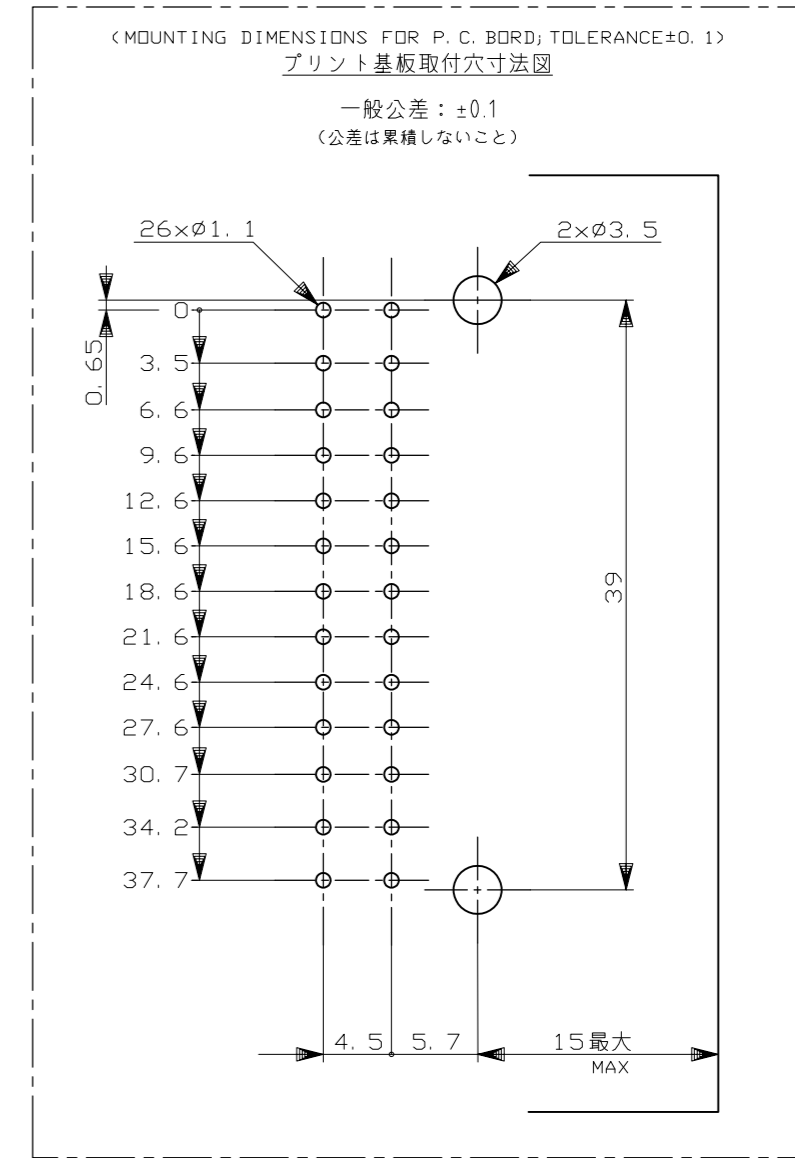
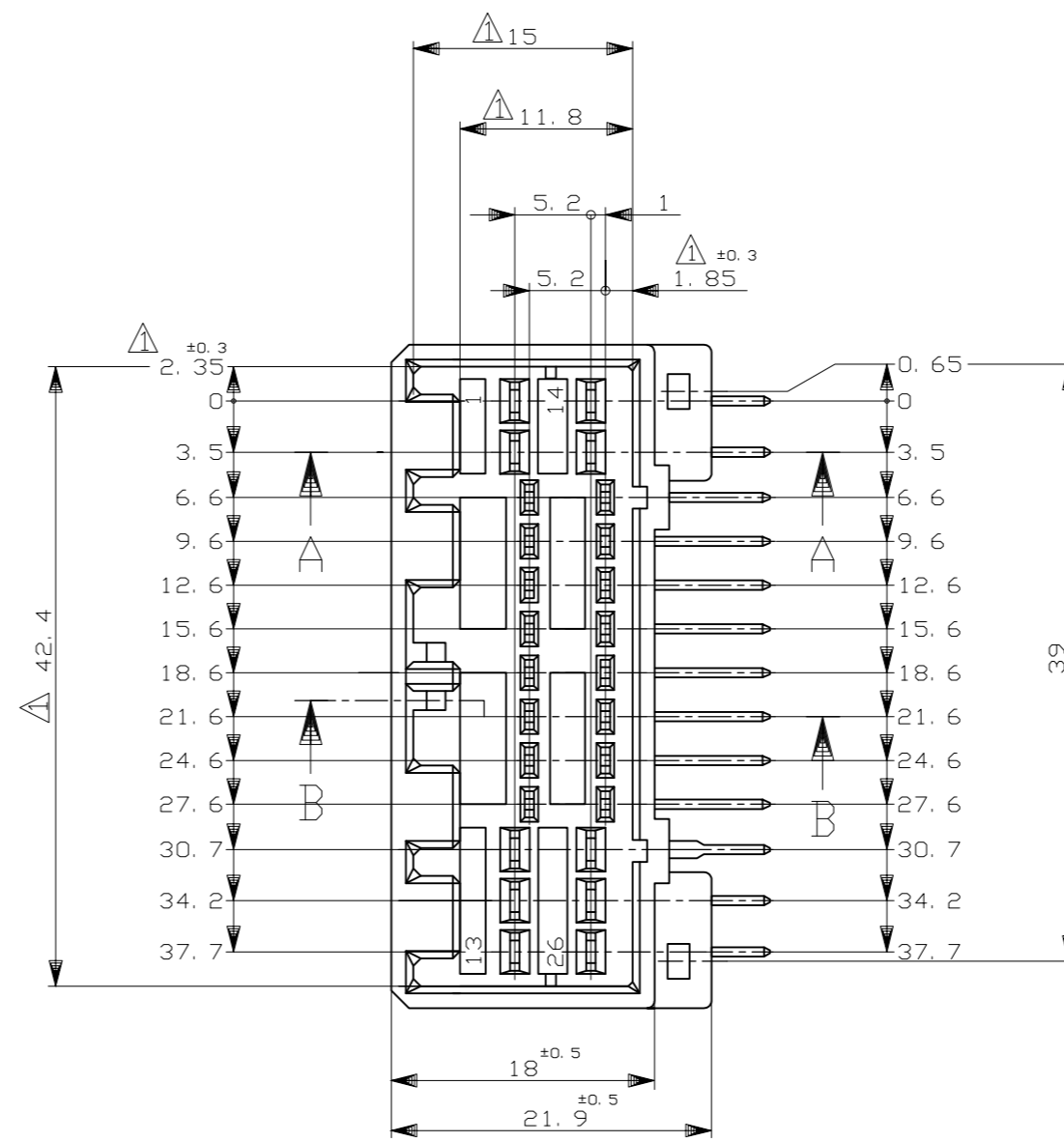
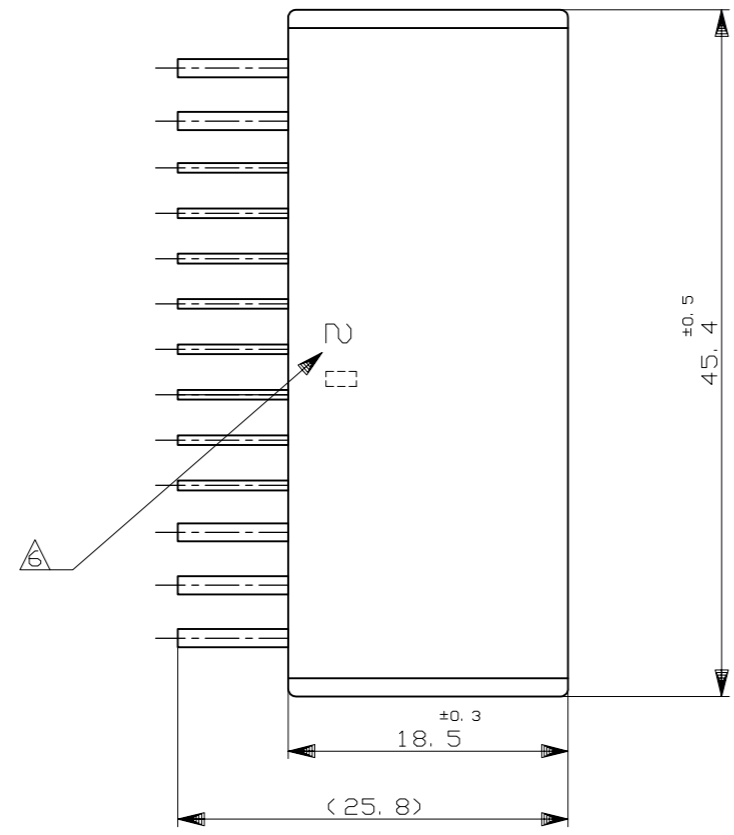
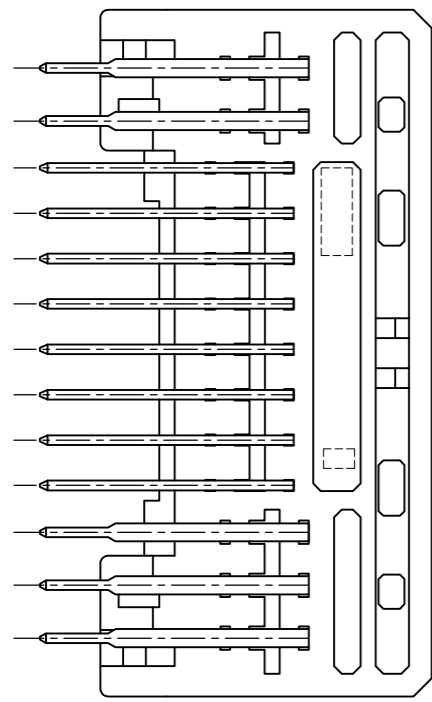
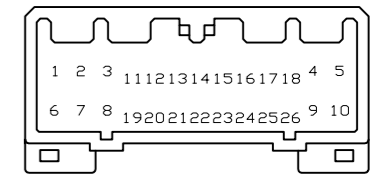


THIS DRAWING IS UNPUBLISHED. RELEASED FOR PUBLICATION
 © COPYRIGHT - By - ALL RIGHTS RESERVED.

LOC	DIST	REVISONS					
J	-	P	LTR	DESCRIPTION	DATE	DWN	APVD
		C2	REVISED	変更 ECR-15-004544	07APR15	KF	RK



- 1. Z面から2mmの範囲で測定
 - 2. 嵌合相手ハウジング型: 175567, 917994
 - 3. 推奨取付ねじ: JIS B1115, B1122 タッピングねじ, なべ2種
呼び径3, 長さ6mm以下 (締付けトルク: 0.4N-m (4kg-cm) 以下)
 - 4. 適用製品規格番号: 108-5280, 108-5342
 - 5. 回路番号: 右図参照のこと
 パワー回路 ①~⑩
 シグナル回路 ⑪~⑳
 - 6. 適用製品型番のプリフィックス及びIDマークを
カラーホットマークにて表示
- MUST BE KEPT BETWEEN Z AND 2
- 2. THE MATING PLUG HSG.PART NUMBER: 175567, 917994
 - 3. RECOMMENDED MOUNTING SCREW; 3mm DIA, 6mm LENGTH (MAX.)
PAN HEAD, CLASS 2 TAPPING SCREW SPECIFIED IN JIS
B1115, B1122
(TIGHTENING TORQUE; 0.4N-m (4Kg-cm) MAX)
 - 4. APPLICABLE PRODUCT SPEC NO.: 108-5280, 108-5342
 - 5. CIRCUIT NUMBER
 POWER CIRCUIT NO. ①~⑩
 SIGNAL CIRCUIT NO. ⑪~⑳
- INDICATED PREFIX AND ID MARK OF PRODUCT P/N BY HOT MARK



53	SELECTIVE-TIN (MATTE)	SELECTIVE GOLD (部分金めっき) × 6 PRE-TINNED (錫めっき) × 20	① ② ④ ⑤ ⑥ ⑦	— / —	BLUE 青色	3-5175569-5
3	TIN-LEAD	SELECTIVE GOLD (部分金めっき) × 6 PRE-TINNED (錫めっき) × 20	① ② ④ ⑤ ⑥ ⑦	— / —	BLUE 青色	3-175569-5
2	TIN-LEAD	SELECTIVE GOLD (部分金めっき) × 11 PRE-TINNED (錫めっき) × 15	③ ⑧	⑫ ~ ⑰, ⑲ ~ ⑳	GRAY 灰色	2-175569-6
0		PRE-TINNED 錫メッキ × 26	— / —	— / —	BLUE 青色	175569-5
0		PRE-TINNED 錫メッキ × 26	— / —	— / —	GRAY 灰色	175569-6
MARKING マーキング	SOLDERING SIDE 半田付け部	CONTACT SIDE 接触部側	POWER CIRCUIT NO. パワー回路	SIGNAL CIRCUIT NO. シグナル回路	HOUSING COLOR ハウジング色	PART NO
	FINISH OF CONTACT タブ仕上 (本数)		CIRCUIT NO. OF GOLD PLATED CONTACT 全メッキ端子使用回路番号			

TOLERANCES UNLESS OTHERWISE SPECIFIED.
一般公差

10±	±0.2
30±	±0.25
100±	±0.3
	ANGLE : ±0.3°

THIS DRAWING IS A CONTROLLED DOCUMENT.

DIMENSIONS: 単位: 純 mm	TOLERANCES UNLESS OTHERWISE SPECIFIED. 一般公差	DWN T.SHINOHARA 01JUN11
	0 PLC ± 1 PLC ± 2 PLC ± 3 PLC ± 4 PLC ± ANGLES ±	CHK K.BETSUI 01JUN11
MATERIAL 材料	FINISH 仕上	APVD K.BETSUI 01JUN11
HOUSING : PBT	SEE TABLE 表参照	PRODUCT SPEC 製品規格
CONTACT : BRASS		APPLICATION SPEC 取付適用規格
		WEIGHT

TE Connectivity

26POSITION CAP HOUSING ASSEMBLY
040/070 SERIES HYBRID I/O CONNECTOR

SIZE A2	CAGE CODE 00779	DRAWING NO C=175569	RESTRICTED TO —
SCALE 尺度 2:1	SHEET 1 of 1	REV C2	