

- NOTES:
- 1) MATERIAL: HOUSING: NYLON (PA) GLASS FILLED. UL94 V-0, NATURAL (BEIGE)
TERMINAL - CARTRIDGE BRASS 0.28 REF THICK
 - 2) PLATING:
TIN: TIN (Sn) 3-5 MICROMETRE OVER 1.27 MICROMETRE MIN NICKEL(Ni).
GOLD : UNDERPLATED 1.27µm MIN NICKEL
3-5µm TIN SELECTIVE
0.76µm MIN. SELECTIVE GOLD
 - 3) MATES WITH MOLEX 90327 PART SERIES.
 - 4) ALL SMT TAILS TO LIE WITHIN A COPLANARITY BAND OF 0.0 - 0.10 REF. FROM EACH OTHER.
 - 5) FOR TAPE AND REEL PACKAGING SEE 908149001 PSD AND 908149002 PSD.
FOR TUBE PACKAGING SEE PK-90814-001
 - 6) PCB PEGS ARE OPTIONAL.
 - 7) PCB LAYOUT SHOWN ON SHEET 2.
 - 8) PRODUCT SPECIFICATION: PS-99020-0011
 - 9) FOR RECOMMENDED REFLOW PROFILES, REFER TO PS-99020-0011 APPENDIX B

INSPECTION NUMBERS USED ON SHEET 1: 1-50
LAST INSPECTION NUMBER: 16

90814 - * * *
CIRCUIT SIZE

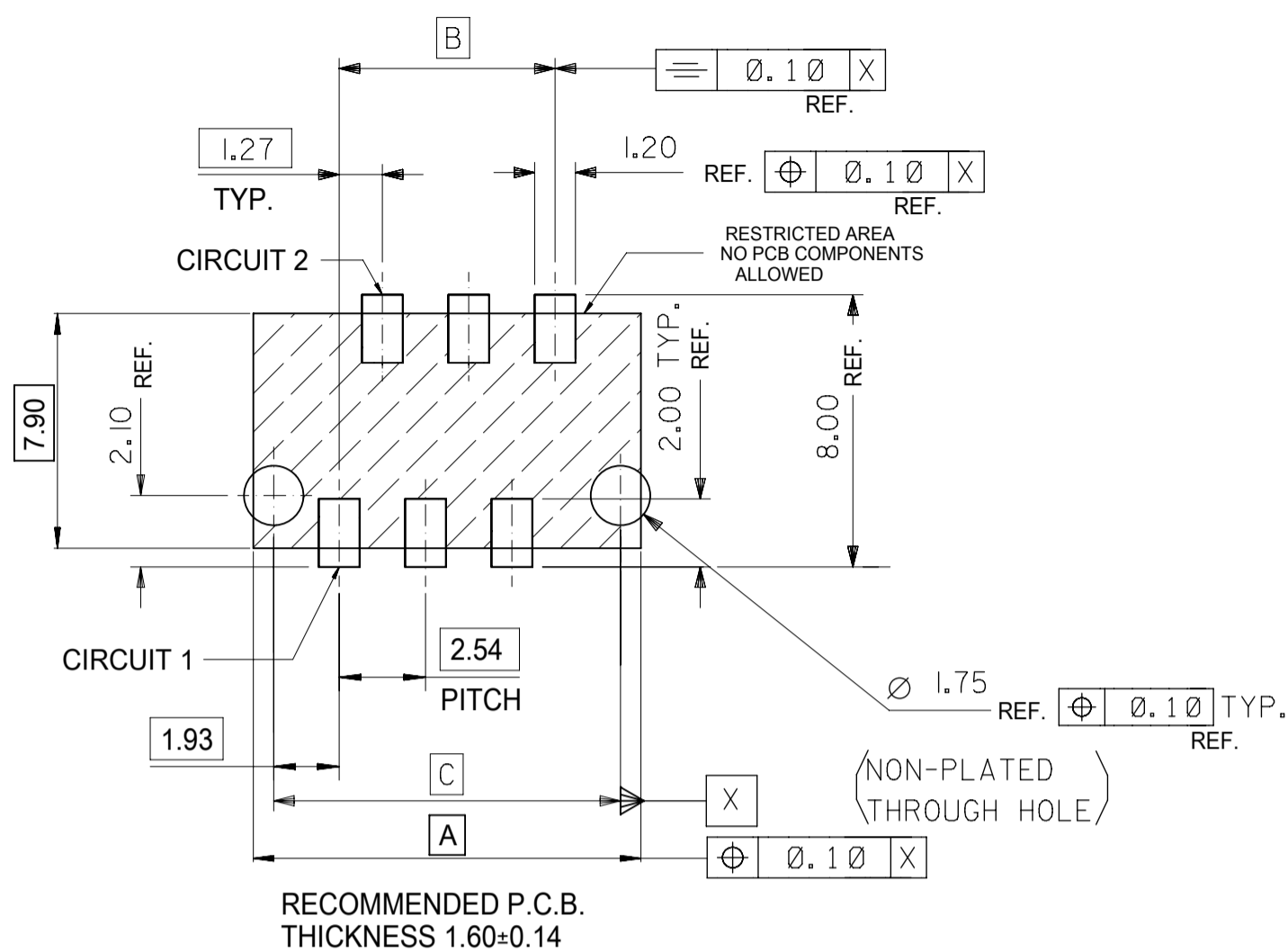
| | PCB PEGS | TUBE PACKED | TAPE & REEL PACKED | POLARIZING PEG HEIGHT DIMN. E | |
|---|----------|-------------|--------------------|-------------------------------|----------|
| 0 | YES | YES | NO | 6.40 | STANDARD |
| 2 | YES | NO | YES | 6.40 | PROFILE |
| 3 | NO | YES | NO | 6.40 | REFLOW |
| 5 | NO | NO | YES | 6.40 | NOTE 9 |
| 6 | NO | YES | NO | 4.10 | LOW |
| 7 | NO | NO | YES | 4.10 | PROFILE |
| 8 | YES | YES | NO | 4.10 | REFLOW |
| 9 | YES | NO | YES | 4.10 | NOTE 9 |

0= 3-5 MICROMETRE TIN VERSION
3= 0.76µm GOLD PLATING

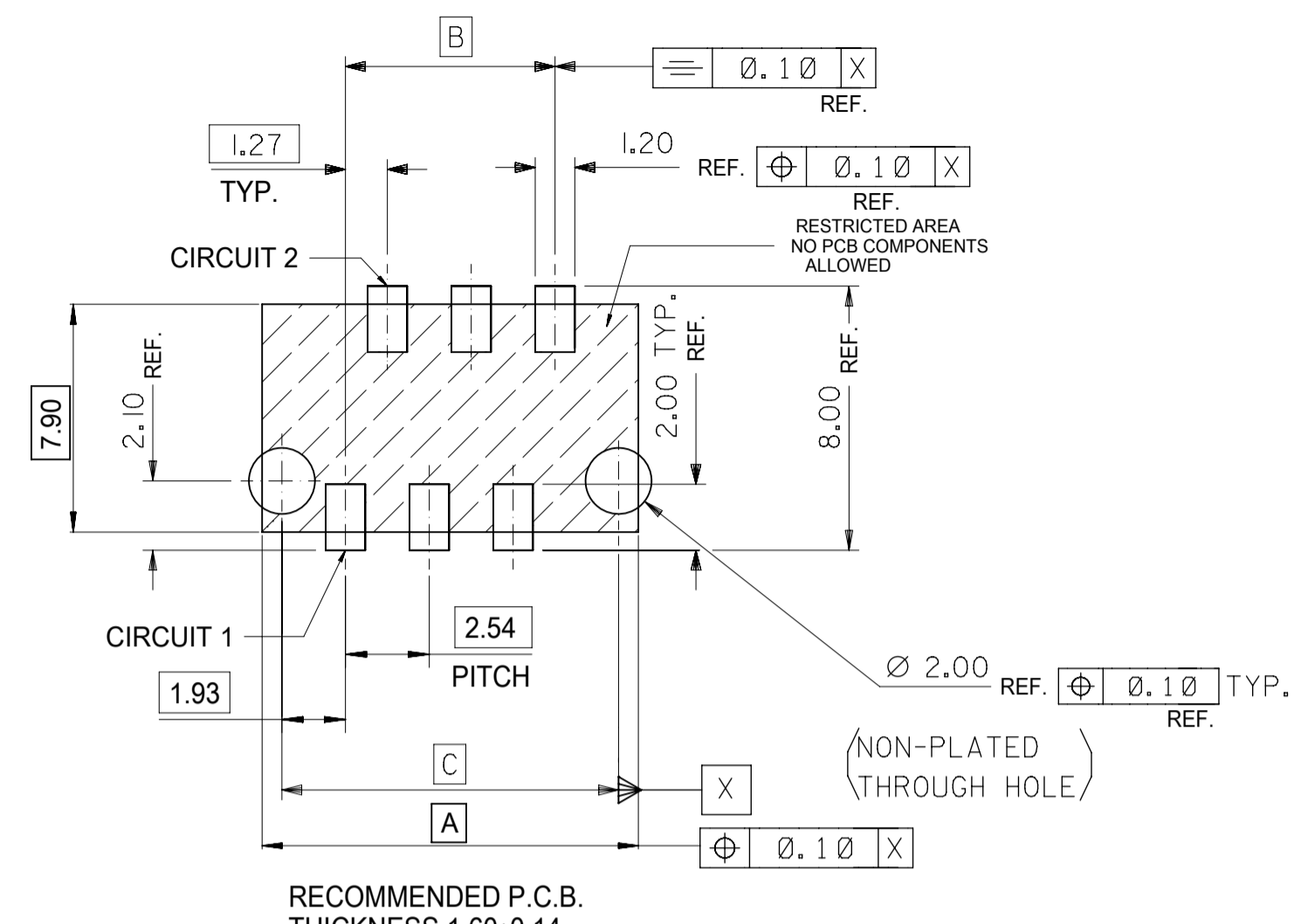
| | | | | | | |
|-------------|----------------|---------|---------|---------|---|--------|
| 90814-**-26 | 26 | 36.80 | 31.75 | 35.60 | 14 | YES |
| 90814-**-24 | 24 | 34.26 | 29.21 | 33.06 | 15 | YES |
| 90814-**-22 | 22 | 31.72 | 26.67 | 30.52 | 16 | YES |
| 90814-**-20 | 20 | 29.18 | 24.13 | 27.98 | 18 | YES |
| 90814-**-18 | 18 | 26.64 | 21.59 | 25.44 | 20 | YES |
| 90814-**-16 | 16 | 24.10 | 19.05 | 22.90 | 22 | YES |
| 90814-**-14 | 14 | 21.56 | 16.51 | 20.36 | 25 | YES |
| 90814-**-12 | 12 | 19.02 | 13.97 | 17.82 | 28 | YES |
| 90814-**-10 | 10 | 16.48 | 11.43 | 15.28 | 32 | YES |
| 90814-**-08 | 8 | 13.94 | 8.89 | 12.74 | 38 | YES |
| 90814-**-06 | 6 | 11.40 | 6.35 | 10.20 | 46 | YES |
| 90814-**-04 | 4 | 8.86 | 3.81 | 7.66 | 60 | YES |
| PART NO. | NUMBER OF CKTS | DIMN. A | DIMN. B | DIMN. C | QUANTITY OF PARTS PER TUBE (-*0**/-*3**/-*6** & -*8** VERSIONS) | TOOLED |

THIS DRAWING CONTAINS INFORMATION THAT IS PROPRIETARY TO MOLEX ELECTRONIC TECHNOLOGIES, LLC AND SHOULD NOT BE USED WITHOUT WRITTEN PERMISSION

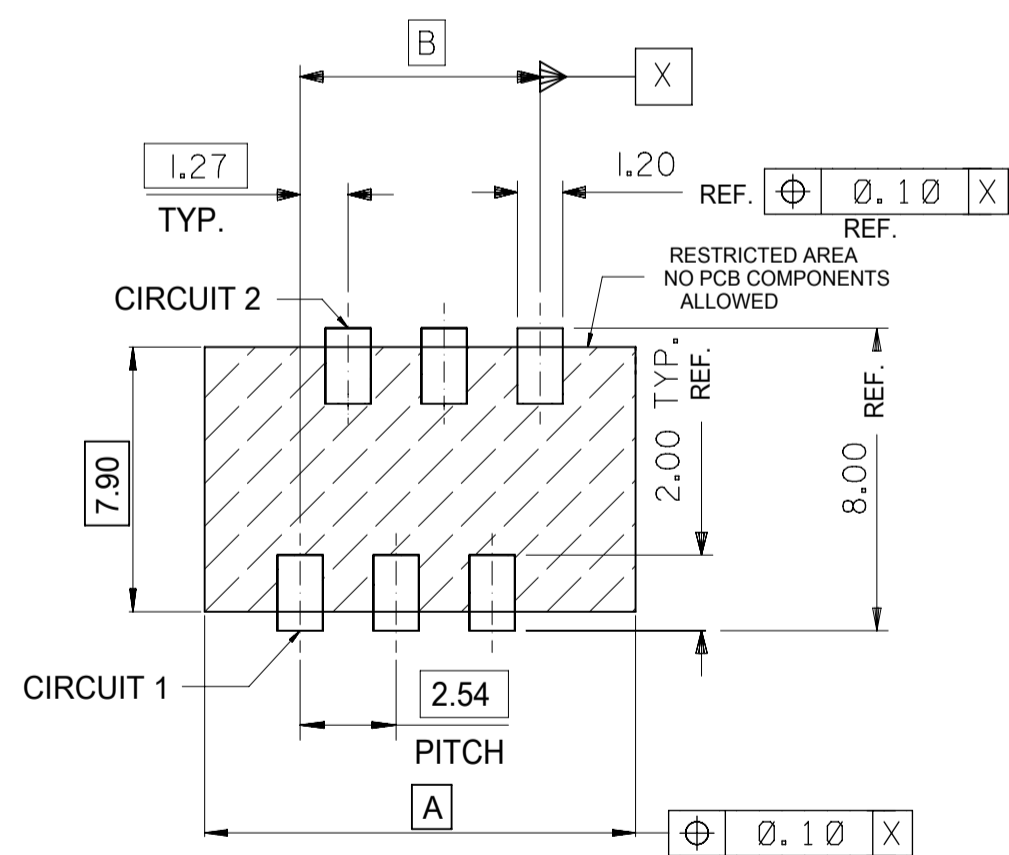
| | | | | | |
|--|-------|---------------------------|----------------|----------|-----------------|
| DIMENSION UNITS | SCALE | CURRENT REV DESC: | | | |
| mm | 5:1 | | | | |
| GENERAL TOLERANCES (UNLESS SPECIFIED) | | EC NO: 738955 | | | |
| ANGULAR TOL ± 0.5° | | DRWN: GOWTHP 2023/02/02 | | | |
| 4 PLACES ± | | CHK'D: GOWTHP 2023/02/16 | | | |
| 3 PLACES ± | | APPR: ISHWARG 2023/02/20 | | | |
| 2 PLACES ± 0.1 | | INITIAL REVISION: | | | |
| 1 PLACE ± | | DRWN: DMCNAMAR 2001/08/16 | | | |
| 0 PLACES ± | | APPR: EFOLEN 2010/11/04 | | | |
| DRAFT WHERE APPLICABLE MUST REMAIN WITHIN DIMENSIONS | | THIRD ANGLE PROJECTION | DRAWING | SERIES | DOCUMENT NUMBER |
| | | | A2-SIZE | 90814 | SDA-90814 |
| | | MATERIAL NUMBER | CUSTOMER | DOC TYPE | DOC PART |
| | | SEE CHART | GENERAL MARKET | PSD | 001 |
| | | SHEET NUMBER | | REVISION | |
| | | 1 OF 2 | | AE1 | |



RECOMMENDED P.C.B. THICKNESS 1.60±0.14
 PCB LAYOUT FOR TRANSITION FIT WITH PCB PEGS
 HEADER VERSIONS 90814-xx0xx/-x2xx/-x8xx/-x9xx,
 VIEWED FROM COMPONENT SIDE



RECOMMENDED P.C.B. THICKNESS 1.60±0.14
 PCB LAYOUT FOR CLEARANCE FIT WITH PCB PEGS
 HEADER VERSIONS 90814-xx0xx/-x2xx/-x8xx/-x9xx,
 VIEWED FROM COMPONENT SIDE



PCB LAYOUT FOR HEADERS WITHOUT PCB PEGS
 HEADER VERSIONS 90814-xx3xx/-x5xx/-x6xx/-x7xx,
 VIEWED FROM COMPONENT SIDE

| | | | | |
|------------|----------------|---------|---------|---------|
| 90814-xx26 | 26 | 36.80 | 31.75 | 35.60 |
| 90814-xx24 | 24 | 34.26 | 29.21 | 33.06 |
| 90814-xx22 | 22 | 31.72 | 26.67 | 30.52 |
| 90814-xx20 | 20 | 29.18 | 24.13 | 27.98 |
| 90814-xx18 | 18 | 26.64 | 21.59 | 25.44 |
| 90814-xx16 | 16 | 24.10 | 19.05 | 22.90 |
| 90814-xx14 | 14 | 21.56 | 16.51 | 20.36 |
| 90814-xx12 | 12 | 19.02 | 13.97 | 17.82 |
| 90814-xx10 | 10 | 16.48 | 11.43 | 15.28 |
| 90814-xx08 | 8 | 13.94 | 8.89 | 12.74 |
| 90814-xx06 | 6 | 11.40 | 6.35 | 10.20 |
| 90814-xx04 | 4 | 8.86 | 3.81 | 7.66 |
| PART NO. | NUMBER OF CKTS | DIMN. A | DIMN. B | DIMN. C |

THIS DRAWING CONTAINS INFORMATION THAT IS PROPRIETARY TO MOLEX ELECTRONIC TECHNOLOGIES, LLC AND SHOULD NOT BE USED WITHOUT WRITTEN PERMISSION

| DIMENSION UNITS | SCALE | CURRENT REV DESC: | |
|--|--------|------------------------|--------------|
| mm | 5:1 | | |
| GENERAL TOLERANCES (UNLESS SPECIFIED) | | EC NO: 738955 | |
| ANGULAR TOL | ± 0.5° | DRWN: GOWTHP | 2023/02/02 |
| 4 PLACES | ± | CHK'D: GOWTHP | 2023/02/16 |
| 3 PLACES | ± | APPR: ISHWARG | 2023/02/20 |
| 2 PLACES | ± 0.1 | INITIAL REVISION: | |
| 1 PLACE | ± | DRWN: DMCNAMAR | 2001/08/16 |
| 0 PLACES | ± | APPR: EFOLEN | 2010/11/04 |
| DRAFT WHERE APPLICABLE MUST REMAIN WITHIN DIMENSIONS | | THIRD ANGLE PROJECTION | DRAWING |
| | | SERIES | SHEET NUMBER |
| | | A2-SIZE | 90814 |

molex

PICOFLEX SMT HEADER

PRODUCT CUSTOMER DRAWING

| | | | |
|-----------------|----------------|--------------|----------|
| DOCUMENT NUMBER | DOC TYPE | DOC PART | REVISION |
| SDA-90814 | PSD | 001 | AE1 |
| MATERIAL NUMBER | CUSTOMER | SHEET NUMBER | |
| SEE CHART | GENERAL MARKET | 2 OF 2 | |