

PAGE 1/2

ISSUE 06-02-18

SERIE : SPnT

PART NUMBER : R574832625

RF CHARACTERISTICS

Number of ways : **6**
Frequency range : **0 - 40 GHz**
Impedance : **50 Ohms**

Frequency (GHz)	DC - 6	6 - 12.4	12.4 - 18	18 - 26.5	26.5 - 40
VSWR max	1.30	1.40	1.50	1.70	2.20
Insertion loss max	0.20 dB	0.40 dB	0.50 dB	0.70 dB	1.10 dB
Isolation min	70 dB	60 dB	60 dB	55 dB	50 dB
Average power (*)	40 W	30 W	25 W	15 W	5 W

TERMINATION IMPEDANCE : **50 Ohms**
TERM. AVG. POWER AT 25° C : **1 W per termination / 3 W total power**

ELECTRICAL CHARACTERISTICS

Actuator : **LATCHING**
Nominal current ** : **320 mA / RESET : 1920 mA ******
Actuator voltage (Vcc) : **12V (10.2 to 13V)**
Terminals : **25 pins D-SUB male connector**
Indicator rating : **1 W / 30 V / 100 mA**
TTL inputs (E) - High level : **2.2 to 5.5 V / 800µA at 5.5 V**
- Low level : **0 to 0.8 V / 20µA at 0.8 V**

MECHANICAL CHARACTERISTICS

Connectors : **SMA 2.9 female per MIL-C 39012**
Life : **2 million cycles per position**
Switching Time*** : **< 15 ms**
Construction : **Splashproof**
Weight : **< 250 g**

ENVIRONMENTAL CHARACTERISTICS

Operating temperature range : **-40°C to +85°C**
Storage temperature range : **-55°C to +85°C**

- (* Average power at 25°C per RF Path)
(** At 25° C ±10%)
(*** Nominal voltage ; 25° C)
(**** Reset : supply voltage time 1sec. max. / duty cycle 10%)



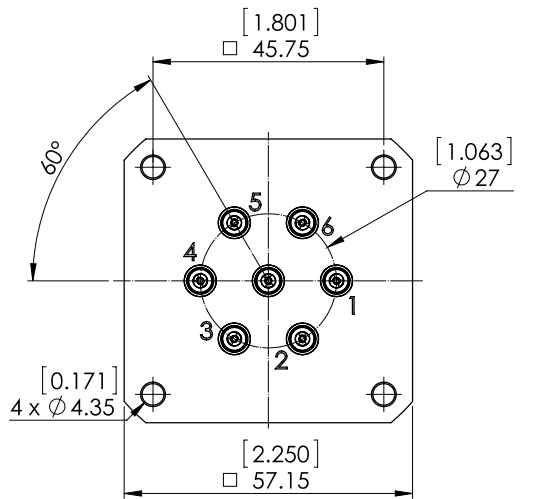
PAGE 2/2

ISSUE 06-02-18

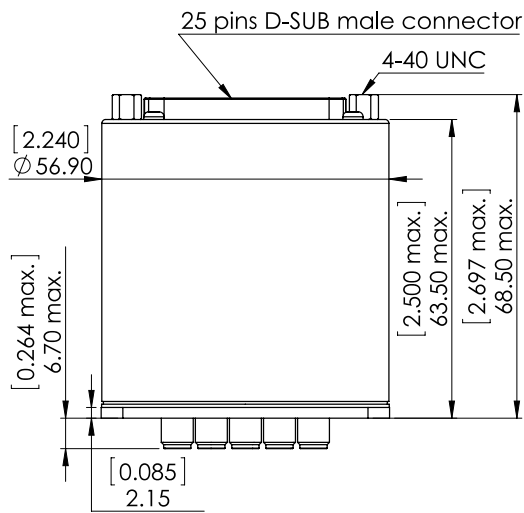
SERIE : SPnT

PART NUMBER : R574832625

DRAWING

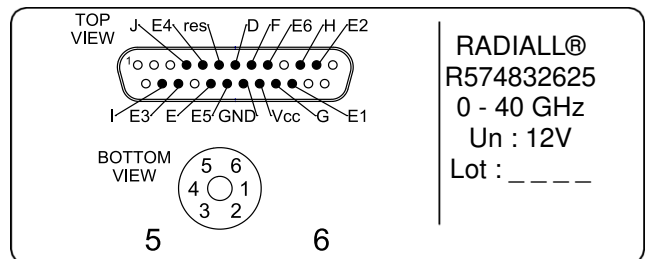


TTL input	RF Continuity	Ind.
RESET = 1	All ports open	--
E1 = 1	IN ↔ 1	D.G
E2 = 1	IN ↔ 2	D.H
E3 = 1	IN ↔ 3	D.I
E4 = 1	IN ↔ 4	D.J
E5 = 1	IN ↔ 5	D.E
E6 = 1	IN ↔ 6	D.F



General tolerances : ±0,5 mm [0,02 in]

LABEL



RADIALL®
R574832625
0 - 40 GHz
Un : 12V
Lot : _ _ _ _

SCHEMATIC DIAGRAM

