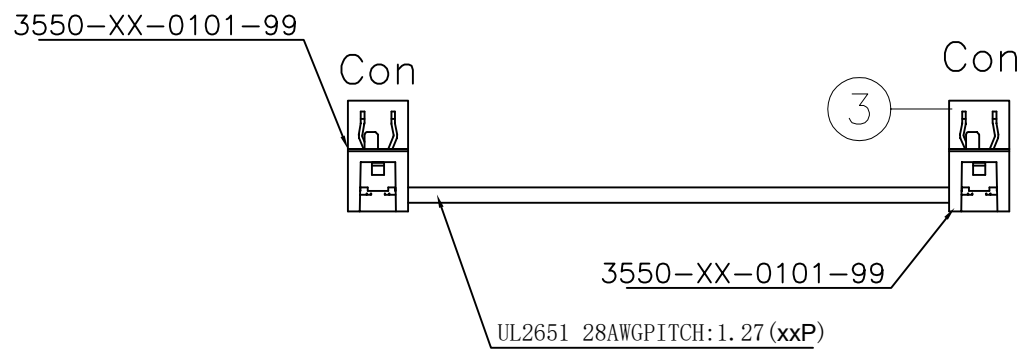
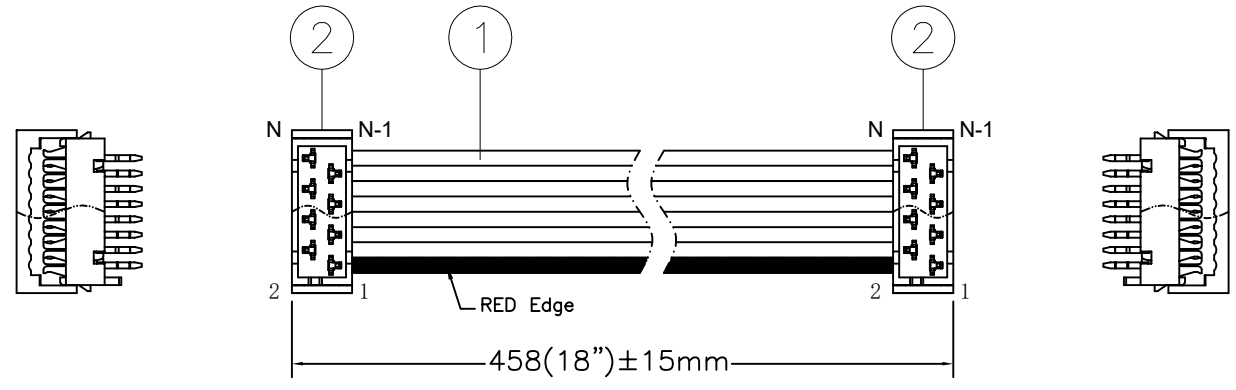


1 2 3 4 5 6

RoHS

REV.	DESCRIPTION	DATE
A	RELEASE	2019/04/23
A2		



CnC TECH	CABLE	CONNECTOR
PART NUMBER	PART NUMBER	PART NUMBER
355-28-04-GR-00018	302-28-04-GR-00XXX	3550-04-0101-99 *2
355-28-06-GR-00018	302-28-06-GR-00XXX	3550-06-0101-99 *2
355-28-08-GR-00018	302-28-08-GR-00XXX	3550-08-0101-99 *2
355-28-10-GR-00018	302-28-10-GR-00XXX	3550-10-0101-99 *2
355-28-12-GR-00018	302-28-12-GR-00XXX	3550-12-0101-99 *2
355-28-14-GR-00018	302-28-14-GR-00XXX	3550-14-0101-99 *2
355-28-16-GR-00018	302-28-16-GR-00XXX	3550-16-0101-99 *2
355-28-18-GR-00018	302-28-18-GR-00XXX	3550-18-0101-99 *2
355-28-20-GR-00018	302-28-20-GR-00XXX	3550-20-0101-99 *2
355-28-22-GR-00018	302-28-22-GR-00XXX	3550-22-0101-99 *2
355-28-24-GR-00018	302-28-24-GR-00XXX	3550-24-0101-99 *2
355-28-26-GR-00018	302-28-26-GR-00XXX	3550-26-0101-99 *2

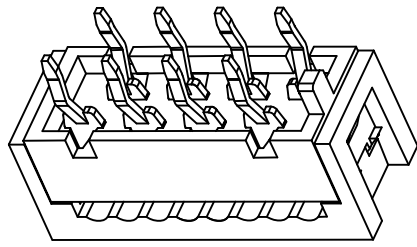
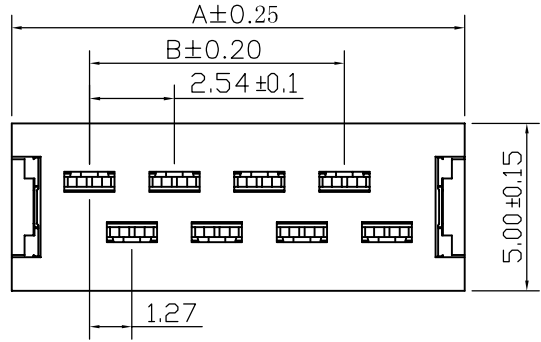
ITEM	DESCRIPTION	COLOR	QTY	NOTE
1	FLAT RBN CBL ASSEMBLY GRAY ,302-28-XX-GR-00XXX SERIES 28AWG PITCH 1.27mm, LENGTH 12 INCHES	Gray	1	YB 28#
2	CONNECTOR, 3550-XX-0101-99 SERIES.PITCH 1.27mm	Red	2	YZ
3	Expandable Polystyrene	White	1	

UNLESS TOLERANCE	DRAW BY		CnC Tech,LLC ITEM : CABLE ASSEMBLY DIP XX POS. 18"
	DESIGN BY		
	CHECK BY		
	APPROVE BY		
	SCALE	SHEET	UNIT
	1:1	1/1	MM
DRW NO: 355-28-XX-GR-00018			REV: A

1 2 3 4 5 6

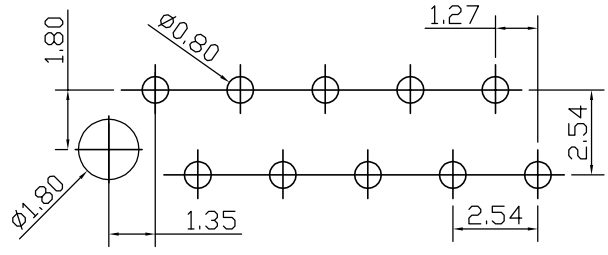
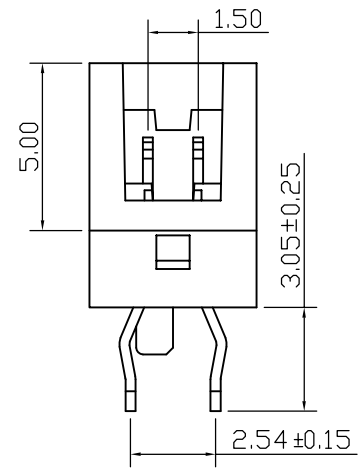
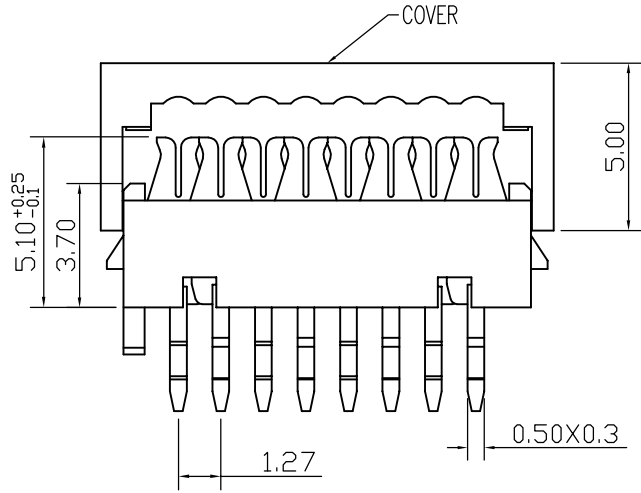
REV.	DESCRIPTION	DATE
A	RELEASE	2018/8/17

RoHS

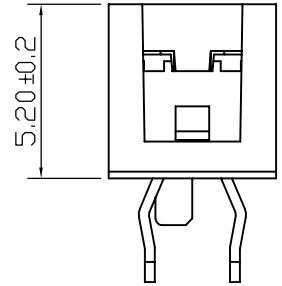


MATERIAL&FINISH
 Insulator: PBT Glass Fiber(UL94V-0)
 Contact : Phosphor bronze
 Contact : Sn Over Ni.

ELECTRICAL CHARACTERISTICS:
 Current Rating: 1 Amp
 Contact Resistance: 20MΩ Max
 Withstanding Voltage: 500V AC/Min
 Insulation Resistance: 1000MΩ Min
 Temperature Range: -40° C To+105° C



Recommended P.C. Board Layout



PART NUMBER	POLES	DIM.A	DIM.B	Q'ty/Tray
3550-04-0101-99	04	8.45	2.54	372
3550-06-0101-99	06	10.99	5.08	288
3550-08-0101-99	08	13.53	7.62	228
3550-10-0101-99	10	16.07	10.16	192
3550-12-0101-99	12	18.61	12.7	168
3550-14-0101-99	14	21.15	15.24	144
3550-16-0101-99	16	23.69	17.78	132
3550-18-0101-99	18	26.23	20.32	120
3550-20-0101-99	20	28.77	22.86	108
3550-22-0101-99	22	31.31	25.40	96
3550-24-0101-99	24	33.85	27.94	84
3550-26-0101-99	26	36.39	30.48	84

UNLESS TOLERANCE		DRAW BY	
GENERAL	ANGLE	DESIGN BY	
X. ± 0.38	X.' ± 3.0°	CHECK BY	
.X ± 0.30	.X' ± 2.0°	APPROVE BY	
.XX ± 0.25	.XX' ± 1.0°	SCALE	SHEET
.XXX ± 0.10	.XXX' ± 0.5°	1:1	1/1
		UNIT	MM

CnC Tech,LLC

ITEM : Paddle Board Connector

DRW NO: 3550-XX-0101-99 REV: A0