


Data sheet | Item number: 789-520

Relay module; Nominal input voltage: 24 VAC; 1 make contact; Limiting continuous current: 16 A; Red status indicator; Module width: 18 mm


www.wago.com/789-520



Subject to changes. Please also observe the further product documentation!

WAGO GmbH & Co. KG
Hansastr. 27
32423 Minden
Phone: +49571 887-0 | Fax: +49571 887-169
Email: info.de@wago.com | Web: www.wago.com

Do you have any questions about our products?
We are always happy to take your call at +49 (571) 887-44222.



Data

Notes

Note

To protect the relay coils and contacts, inductive loads must be dampened with an effective protection circuit.

Technical data

Subject to changes. Please also observe the further product documentation!

WAGO GmbH & Co. KG
Hansastr. 27
32423 Minden
Phone: +49571 887-0 | Fax: +49571 887-169
Email: info.de@wago.com | Web: www.wago.com

Do you have any questions about our products?
We are always happy to take your call at +49 (571) 887-44222.



Control Circuit

Nominal input voltage U_N	AC/DC 24 V
Input voltage range	-15 ... +20 %
Nominal input current at U_N	32 mA

Load circuit

Number of make/switch-on contacts	1
Contact material (relay)	AgSnO ₂
Limiting continuous current	16 A
Inrush current (resistive) max.	(AC) 120 A / 0.05 s
Switching voltage (max.)	AC 250 V
Switching power (resistive) max.	AC 4000 VA; DC (see load limit curve)
Recommended minimum load	12 V / 10 mA
Pull-in time (typ.)	15 ms
Drop-out time (typ.)	5 ms
Mechanical life	10 x 10 ⁶ switching operations

Signaling

Status indicator	Red LED
------------------	---------

Safety and protection

Rated voltage	250 V
Rated surge voltage	4 kV
Pollution degree	2
Dielectric strength (control/load circuit) (AC, 1 min)	4 kVrms
Dielectric strength (open contact) (AC, 1 min)	1 kVrms
Protection type	IP20

Connection data

Connection technology	CAGE CLAMP®
Solid conductor	0.2 ... 2.5 mm ² / 24 ... 14 AWG
Fine-stranded conductor	0.2 ... 2.5 mm ² / 24 ... 14 AWG
Strip length	9 ... 10 mm / 0.35 ... 0.39 inches

Subject to changes. Please also observe the further product documentation!



Physical data

Width	17.5 mm / 0.689 inches
Height	90 mm / 3.543 inches
Depth from upper-edge of DIN-rail	55 mm / 2.165 inches

Mechanical data

Housing design	DIN-rail-mount enclosure
Mounting type	DIN-35 rail

Material Data

Fire load	1.185 MJ
Weight	53.8 g

Environmental requirements

Ambient temperature (operation at U_N)	-25 ... +40 °C
Ambient temperature (storage)	-40 ... +70 °C
Processing temperature	-25 ... +50 °C

Standards and specifications

Standards/specifications	EN 60664-1 EN 61810-1
--------------------------	--------------------------

Commercial data

Product Group	6 (INTERFACE ELECTRONIC)
eCl@ss 10.0	27-14-23-09
eCl@ss 9.0	27-14-23-09
ETIM 8.0	EC001437
ETIM 7.0	EC001437
PU (SPU)	10 (1) pcs
Packaging type	box
Country of origin	DE
GTIN	4050821421665
Customs tariff number	85364900990

Subject to changes. Please also observe the further product documentation!

**Environmental Product Compliance**

CAS-No.	7439-92-1
REACH Candidate List Substance	Lead
RoHS Compliance Status	Compliant,With Exemption
RoHS Exemption	7(a) 7(c)-I
SCIP notification number (Austria)	ef86efe7-d884-4fe7-9221-0433f432a901
SCIP notification number (Belgium)	5224f25b-198e-43da-a61b-e5acb9be3004
SCIP notification number (Bulgaria)	47aed2df-b585-4ce4-903d-c3d61d5d89a3
SCIP notification number (Czech Republic)	7ce815c0-2f5d-456f-98fa-6145f3108005
SCIP notification number (Denmark)	8c82f523-8ae3-4a65-8cad-0a2546955c5a
SCIP notification number (Finland)	ad607583-3388-4eca-8aeb-7af7f87b569e
SCIP notification number (France)	bfae8f04-009b-4e7e-a76e-30c7383b4c19
SCIP notification number (Germany)	29b4779b-ba5e-4b93-a36b-6f10104a979f
SCIP notification number (Hungary)	c891bfe4-8a70-4596-bac3-be76daa69902
SCIP notification number (Italy)	76d611d4-b64b-4974-8793-89f981457c9d
SCIP notification number (Netherlands)	38e42865-ef06-41af-aa86-e4af63779e05
SCIP notification number (Poland)	ac5bce1c-1d4c-4067-b840-fafcbecc4f41
SCIP notification number (Romania)	790d29ab-3812-46d6-afd5-7c31dd46db2d
SCIP notification number (Sweden)	02fc672c-0868-4f16-a4be-76712bb2894c

Approvals / Certificates**General approvals**

Logo	Approval	Additional Approval Text	Certificate name
	EAC Brjansker Zertifizierungsstelle	TP TC 004/2011	EAC RU C-DE.AM02. B.00122 /19

Optional accessories**Marking accessories**

Marking device	Item no.: 210-110 Fiber-tip pen	www.wago.com/210-110
Marker	Item no.: 2009-145 Mini-WSB Inline; for Smart Printer; 1700 pieces on roll; stretchable 5 - 5.2 mm; plain; snap-on type; white	www.wago.com/2009-145

Subject to changes. Please also observe the further product documentation!



Item no.: 248-451 Mini-WSB marking card; as card; MARKED; K11 - K20 (10x); not stretchable; Horizontal marking; snap-on type; white	www.wago.com/248-451
Item no.: 248-455 Mini-WSB marking card; as card; MARKED; U 100 (10x); not stretchable; Horizontal marking; snap-on type; white	www.wago.com/248-455
Item no.: 248-450 Mini-WSB marking card; as card; MARKED; K1 - K10 (10x); not stretchable; Horizontal marking; snap-on type; white	www.wago.com/248-450
Item no.: 248-452 Mini-WSB marking card; as card; MARKED; K (100x); not stretchable; Horizontal marking; snap-on type; white	www.wago.com/248-452
Item no.: 248-453 Mini-WSB marking card; as card; MARKED; U1, ... U10 (10x); not stretchable; Horizontal marking; snap-on type; white	www.wago.com/248-453
Item no.: 248-454 Mini-WSB marking card; as card; MARKED; U11 - U20 (10x); not stretchable; Horizontal marking; snap-on type; white	www.wago.com/248-454
Item no.: 248-566 Mini-WSB marking card; as card; MARKED; 1 ... 50 (2x); not stretchable; Horizontal marking; snap-on type; white	www.wago.com/248-566
Item no.: 248-501 Mini-WSB marking card; as card; not stretchable; plain; snap-on type; white	www.wago.com/248-501
Item no.: 248-504 Mini-WSB marking card; as card; MARKED; 21 ... 30 (10x); not stretchable; Horizontal marking; snap-on type; white	www.wago.com/248-504
Item no.: 248-503 Mini-WSB marking card; as card; MARKED; 11 ... 20 (10x); not stretchable; Horizontal marking; snap-on type; white	www.wago.com/248-503
Item no.: 248-506 Mini-WSB marking card; as card; MARKED; 41 ... 50 (10x); not stretchable; Horizontal marking; snap-on type; white	www.wago.com/248-506
Item no.: 248-502 Mini-WSB marking card; as card; MARKED; 1 ... 10 (10x); not stretchable; Horizontal marking; snap-on type; white	www.wago.com/248-502

Jumpers

Jumper

Item no.: 789-112 Jumper; 12-way; silver-colored	www.wago.com/789-112
--	--

Tool

Operating tool

Item no.: 210-720 Operating tool; Blade: 3.5 x 0.5 mm; with a partially insulated shaft; multicoloured	www.wago.com/210-720
--	--

Ferrule

Ferrule

Subject to changes. Please also observe the further product documentation!

**Item no.: 216-241**

Ferrule; Sleeve for 0.5 mm² / 20 AWG; insulated; electro-tin plated; electrolytic copper; gastight crimped; acc. to DIN 46228, Part 4/09.90; white

www.wago.com/216-241

Item no.: 216-242

Ferrule; Sleeve for 0.75 mm² / 18 AWG; insulated; electro-tin plated; electrolytic copper; gastight crimped; acc. to DIN 46228, Part 4/09.90; gray

www.wago.com/216-242

Item no.: 216-243

Ferrule; Sleeve for 1 mm² / AWG 18; insulated; electro-tin plated; electrolytic copper; gastight crimped; acc. to DIN 46228, Part 4/09.90; red

www.wago.com/216-243

Item no.: 216-244

Ferrule; Sleeve for 1.5 mm² / AWG 16; insulated; electro-tin plated; electrolytic copper; gastight crimped; acc. to DIN 46228, Part 4/09.90; black

www.wago.com/216-244

Downloads**Documentation****Bid Text**

789-520 docx - Datei	2019 年2月20 日	docx 17.2 kB	Download
-------------------------	--------------	-----------------	----------

789-520 X81 - Datei	2019 年2月19 日	xml 4.5 kB	Download
------------------------	--------------	---------------	----------

Instruction Leaflet

		pdf 1.3 MB	Download
--	--	---------------	----------

Additional Information

Disposal and Recycling Electrical and electronic equipment, Batteries, Packaging	V 1.1.0 2022 年8月18 日	pdf 2.2 MB	Download
---	-------------------------	---------------	----------

CAD/CAE-Data**CAE data**

WSCAD Universe 789-520		URL	Download
------------------------	--	-----	----------

ZUKEN Portal 789-520		URL	Download
----------------------	--	-----	----------

EPLAN Data Portal 789-520		URL	Download
---------------------------	--	-----	----------

CAD data

Subject to changes. Please also observe the further product documentation!

WAGO GmbH & Co. KG
Hansastr. 27
32423 Minden
Phone: +49571 887-0 | Fax: +49571 887-169
Email: info.de@wago.com | Web: www.wago.com

Do you have any questions about our products?
We are always happy to take your call at +49 (571) 887-44222.

Environmental Product Compliance

Compliance Search

Environmental Product Compliance 789-520

[URL](#)

[Download](#)

Relay module; Nominal input voltage: 24 VAC; 1 make contact; Limiting continuous current: 16 A; Red status indicator; Module width: 18 mm


Installation Notes

Conductor termination



Inserting a conductor.

Commoning



Easy commoning via adjacent jumpers.

Marking

Subject to changes. Please also observe the further product documentation!

Data sheet | Item number: 789-520

www.wago.com/789-520



Marking via Mini-WSB Quick Marking System.

Subject to changes. Please also observe the further product documentation!

WAGO GmbH & Co. KG
Hansastr. 27
32423 Minden
Phone: +49571 887-0 | Fax: +49571 887-169
Email: info.de@wago.com | Web: www.wago.com

Do you have any questions about our products?
We are always happy to take your call at +49 (571) 887-44222.