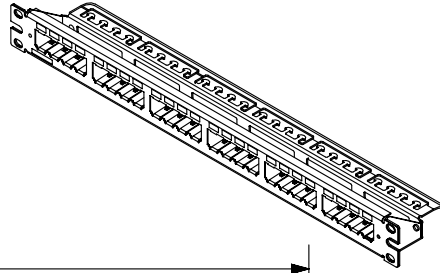


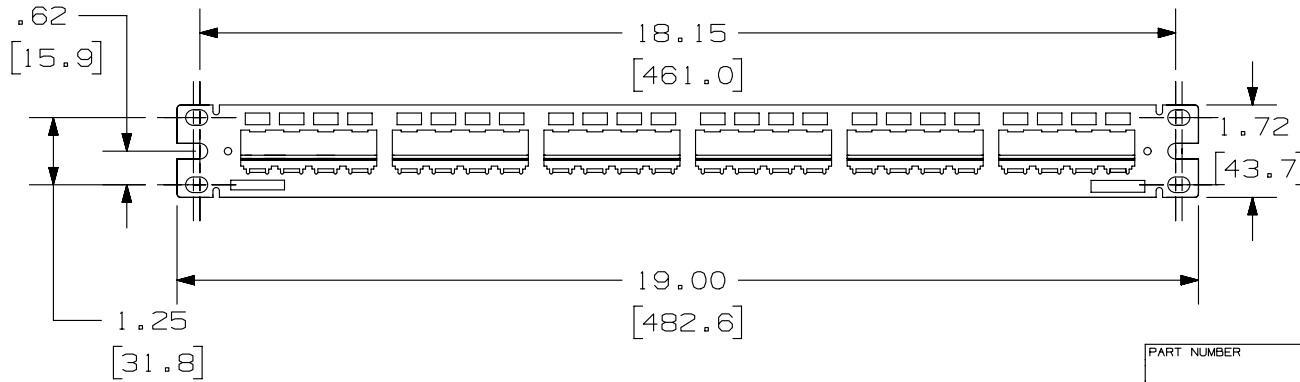
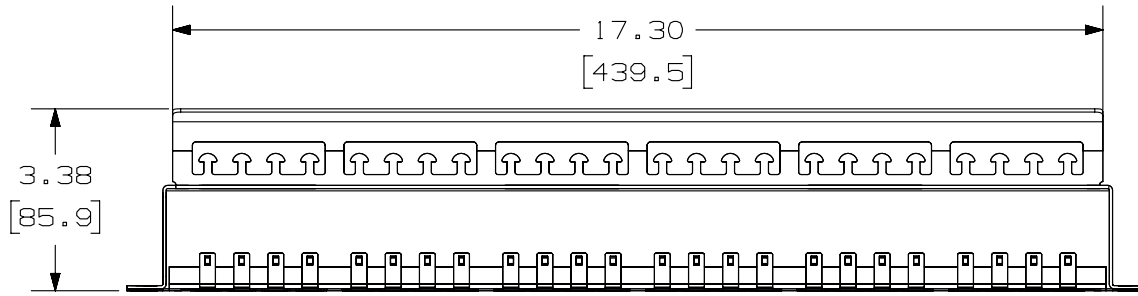
THIS COPY IS PROVIDED ON A RESTRICTED BASIS AND IS NOT TO BE USED IN ANY WAY DETRIMENTAL TO THE INTERESTS OF PANDUIT CORP.



PANDUIT P/N	WEIGHT
CP24WS**Y	11.15 LB/10 PCS (5076.3 g/10 PCS)

NOTES:

1. SEE CURRENT CATALOG FOR VARIOUS APPLICATIONS WITH THIS WIRING SYSTEM.
2. THE HIGH DENSITY PATCH PANEL IS DESIGNED FOR MOUNTING TO 19" UNIVERSAL RACKS.
3. PACKAGE CONTENTS:
 - a. CP24WSBLY:
 - (1) -24 PORT STAMPING
 - (25) -CABLE TIE
 - (1) -SCREW KIT (INCLUDES FOUR #12-24 SCREWS AND FOUR LOCK WASHERS)
 - (1) -SCREW KIT (INCLUDES FOUR M6 SCREWS)
 - (1) -REMOVAL TOOL (CPT)
 - b. CP24WSLGY AND CP24WSTGY:
 - (1) -24 PORT STAMPING
 - (25) -CABLE TIE
 - (1) -SCREW KIT (INCLUDES FOUR M6 SCREWS, CAGE NUTS, AND WASHERS)
 - (1) -REMOVAL TOOL (CPT)
4. PATCH PANELS ACCEPT SNAP-IN MINI-COM MODULES.
5. DIMENSIONS IN PARENTHESIS ARE IN METRIC.



PART NUMBER		CP24WS**Y		
TITLE		MINI-COM 24 PORT ALL METAL MODULAR PATCH PANEL WITH SUPPORT BAR		
		CUSTOMER DRAWING		
ITEM REVISION NAME		M02479CM/00		
DATASET FILE NAME		M02479CM_DC66/00B		
UNLESS OTHERWISE SPECIFIED, DIMENSIONAL TOLERANCES ARE: IN (mm)		MATERIAL:		
.x ± .xx ± .03 (.8)		PANEL: STAINLESS STEEL STRAIN RELIEF: C.R.S.		
.xxx ± .010 (.3)		DRAWING NUMBER:		
ANGLES ±		02479-066		
THIRD ANGLE PROJECTION		SHT 1 OF 1		
DRAWN BY	DATE	CHK	SCALE	SIZE
JSP	4-19-06	MJD	NONE	A

REV	DATE	BY	CHK	APR	DESCRIPTION	ECN
1	5/6/14	JSP	REFR	MMR	A. REVISED DRAWING TITLE BLOCK.	02479-066
R	4-19-06	JSP	MJD	MJD	RELEASED TO PRODUCTION	02479-066

D10100DA/14