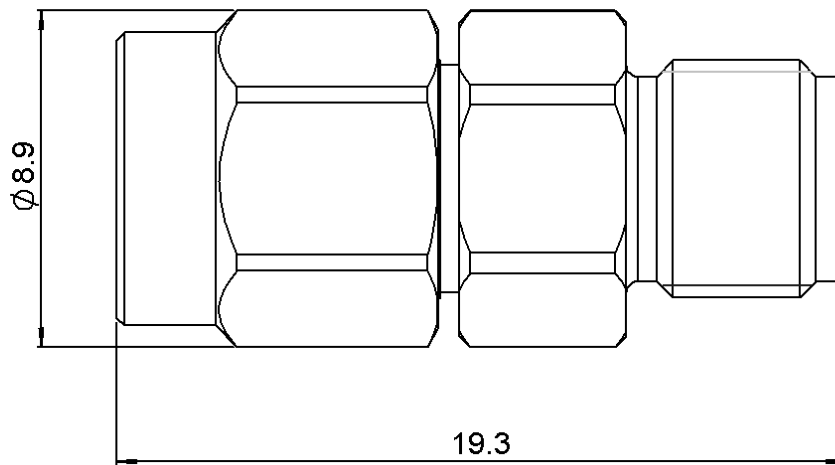
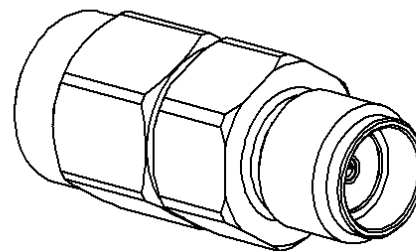


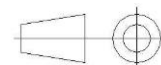
|          |                 |                             |                               |
|----------|-----------------|-----------------------------|-------------------------------|
| PAGE 1/2 | ISSUE 24-11-15E | SERIES<br><b>ATTENUATOR</b> | PART NUMBER <b>R411807121</b> |
|----------|-----------------|-----------------------------|-------------------------------|



Scale 1:1



All dimensions are in mm.



| COMPONENTS            | MATERIALS               | PLATING (µm)                 |
|-----------------------|-------------------------|------------------------------|
| Body                  | <b>STAINLESS STEEL</b>  | <b>PASSIVATED</b>            |
| Male center contact   | <b>BERYLLIUM COPPER</b> | <b>GOLD 2 OVER NICKEL 2</b>  |
| Female center contact | <b>BERYLLIUM COPPER</b> | <b>GOLD 1.3 OVER NICKEL2</b> |
| Outer contact         | -                       | -                            |
| Insulator             | <b>PTFE</b>             |                              |
| Gasket                | <b>SILICONE RUBBER</b>  |                              |
| Substrate             | <b>ALUMINA</b>          |                              |
| Resistor              | <b>THIN FILM</b>        |                              |
| Others parts          | -                       | -                            |

|          |                        |                             |                               |
|----------|------------------------|-----------------------------|-------------------------------|
| PAGE 2/2 | ISSUE <b>24-11-15E</b> | SERIES<br><b>ATTENUATOR</b> | PART NUMBER <b>R411807121</b> |
|----------|------------------------|-----------------------------|-------------------------------|

**ELECTRICAL CHARACTERISTICS**

|                 |               |              |                 |                  |
|-----------------|---------------|--------------|-----------------|------------------|
| Frequency (GHz) | <b>DC - 4</b> | <b>4 - 8</b> | <b>8 - 12.4</b> | <b>12.4 - 18</b> |
| V.S.W.R (≤)     | <b>1.15</b>   | <b>1.20</b>  | <b>1.25</b>     | <b>1.35</b>      |
| Deviation(±dB)  | <b>0.40</b>   | <b>0.40</b>  | <b>0.50</b>     | <b>0.80</b>      |

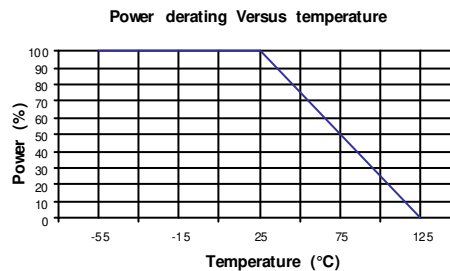
|                              |                |                       |
|------------------------------|----------------|-----------------------|
| Operating Frequency Range    | <b>DC - 18</b> | GHz                   |
| Impedance                    | <b>50</b>      | Ω                     |
| Nominal Attenuation          | <b>7</b>       | dB                    |
| Peak power at 25°C (1μs, 1%) | <b>100</b>     | W                     |
| Average power at 25°C        | <b>2</b>       | W (Free Air Cooled)   |
|                              |                | W (Conduction Cooled) |

**MECHANICAL CHARACTERISTICS**

|            |                 |                    |                    |
|------------|-----------------|--------------------|--------------------|
| Connectors | <b>SMA</b>      | <b>Male Female</b> | <b>MIL-C 39012</b> |
| Weight     | <b>4,3300</b> g |                    |                    |

**ENVIRONMENTAL CHARACTERISTICS**

|                             |                     |
|-----------------------------|---------------------|
| Operating temperature range | <b>-55 /+125</b> °C |
| Storage temperature range   | <b>-55 /+125</b> °C |



**SPECIFICATION**

**OTHER CHARACTERISTICS**