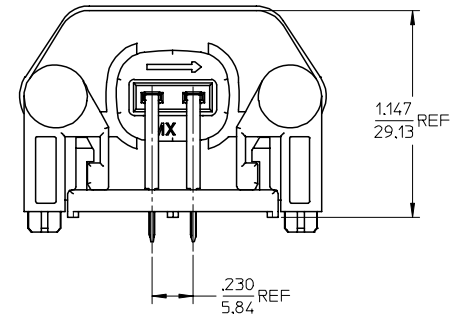
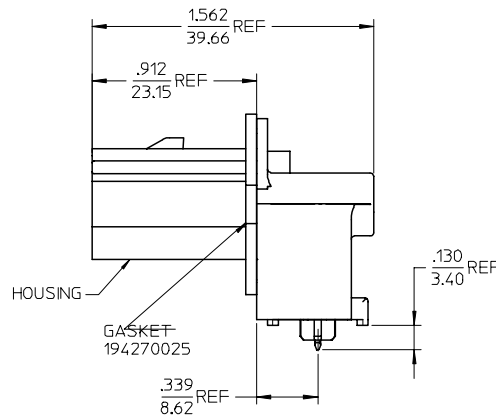
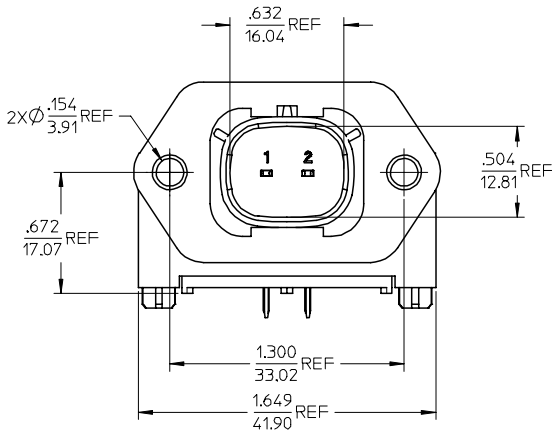


RECOMMENDED PCB LAYOUT
COMPONENT SIDE
TOLERANCES ARE NON-ACCUMULATIVE



NOTES:

- MATERIALS:
HOUSING: POLYESTER (PBT), GLASS FILLED, UL94 V-0,
COLOR: BLACK
TERMINALS: COPPER ALLOY
- FINISHES: 1. TIN ONLY: 100µN TIN OVER 50µN NICKEL
2. TIN/GOLD: 30µN SELECT GOLD (CONTACT MATING AREA),
100µN SELECT TIN (PCB TAIL AREA) OVER 50µN NICKEL OVERALL.
- PRODUCT SPECIFICATION: PS-19427-001.
- PACKAGING SPECIFICATION: PK-19427-001.
- MATES WITH: 19418 SERIES RECEPTACLE ASSEMBLIES.
- RECOMMENDED MOUNTING HARDWARE: (2) #10 X .62/18.9 LONG PLASTIC
THREAD CUTTING SCREWS. RECOMMENDED TORQUE 15-17 IN-LBS.
SUGGESTED SOURCE: ITW SHAKEPROOF INDUSTRIAL BOSSCREW OR EQUIVALENT.

REVISED	DESCRIPTION	QUALITY SYMBOLS
EC NO: ETC2006-0028		▽=0
DRWN: JPAWLCK 2005/10/10		▽=0
CHKD: JPAWLCK 2005/10/11		
APPR: RDEROSS 2005/10/11		

GENERAL TOLERANCES (UNLESS SPECIFIED)	
mm	INCH
4 PLACES ± ---	± ---
3 PLACES ± ---	± .015
2 PLACES ± 0.38	± ---
1 PLACE ± ---	± ---
ANGULAR ± 1 °	
DRAFT WHERE APPLICABLE MUST REMAIN WITHIN DIMENSIONS	

DIMENSION STYLE	
IN/MM	
DRAWN BY	DATE
JLOMASTR	04/07/22
CHECKED BY	DATE
JPAWLCK	04/07/24
APPROVED BY	DATE
RDEROSS	04/07/28
MATERIAL NO.	
SEE CHART	

MATERIAL NO.	PLATING	
194270040	TIN	
194270109	SELECT GOLD/TIN	
SCALE	DESIGN UNITS	THIRD ANGLE PROJECTION
2:1	INCH	☉
TITLE		
2 WAY RIGHT ANGLE HEADER ASSEMBLY		
MATERIAL NO.		SHEET NO.
SD-19427-018		1 OF 1
THIS DRAWING CONTAINS INFORMATION THAT IS PROPRIETARY TO MOLEX INCORPORATED AND SHOULD NOT BE USED WITHOUT WRITTEN PERMISSION		