



Part Number: D4C3783

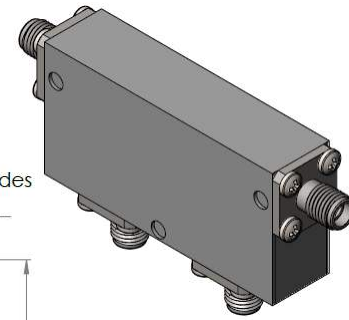
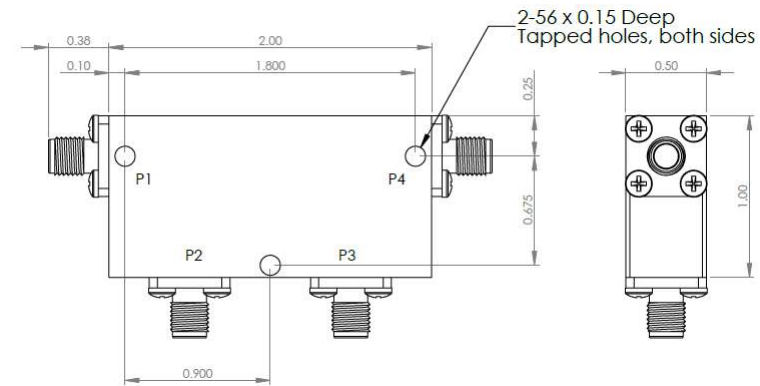
Electrical Specifications

Frequency Range (GHz):	3.7 – 8.3
Isolation (dB):	17 MIN (per junction)
Insertion Loss (dB):	0.6 MAX (per junction)
VSWR:	1.35:1 MIN
Forward Power (W):	20 AVG 30 PK

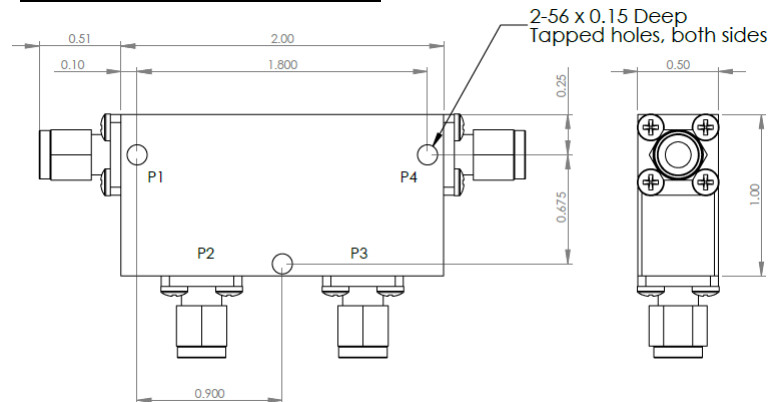
Mechanical/Environmental Specifications

Connector Type:	SMA
Connector Body:	Passivated stainless steel
Connector Pin:	Gold plated copper
Load Body:	Brass
Magnetic Shunt:	Nickel plated CRS
Operational Temp:	0°C to +50°C
Weight (oz)	4.0 MAX

D4C3783 Dimensions



D4C3783-3 Dimensions



Dimensions are in inches
Tolerance
XX ±0.03
XXX ±0.010

Type of Device	PN Suffix	Connector Configuration Input / Output	PN Example
Dual Junction Circulator 4-Port Device Port 1 / Port 2 / Port 3 / Port 4	No Dash	Female / Female / Female / Female	D4C3783
	-1	Male / Female / Female / Female	D4C3783-1
	-2	Female / Male / Female / Female	D4C3783-2
	-3	Male / Male / Male / Male	D4C3783-3
	-4	Female / Female / Male / Female	D4C3783-4
	-5	Female / Female / Female / Male	D4C3783-5



MEASURED DATA

Part Number: D4C3783, P4→P1, P2 & P3 Terminated with 50Ω, +25°C

