

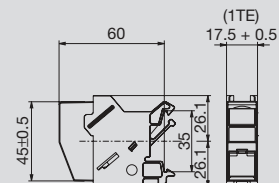
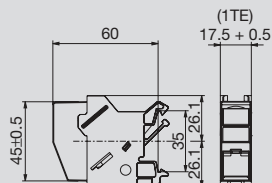
Terminal rail outlet

IE-XM-RJ45/IDC

IE-XM-ST/ST

Copper

FO



Technical specification

Configuration	Terminal rail outlet with RJ45/IDC insert module for TS35 terminal rail Integral equipotential bonding spring (removable) 1 TE wide (DIN 43880) Window for labelling	Terminal rail outlet with FO coupling insert module for TS35 terminal rail 1 TE wide (DIN 43880) Window for labelling
Insert	RJ45/IDC 1 end IDC 1 end RJ45 diecast zinc housing	FO cable coupling ST connection both ends
Connection for core	Conductor 0.4-0.65 mm AWG 26-22, insulation 0.7-1.4 mm AWG 26/7 with 7-core plain-cut CU strands	glass fibre
Wiring	Colour-coded pin assignment to EIA/TIA T568 A	
Shielding	360° shield contact	
Ingress Protection Class	IP 20	IP 20
Colour	light grey (RAL 7035)	light grey (RAL 7035)
DIN Rail compatibility	TS 35	TS 35
Transfer impedance / Shielding attenuation	to ISO / IEC 11801: 9/2002 and EN 50173-1:2002, class E	to ISO / IEC 11801: 9/2002 and EN 50173-1:2002, class E
Interference immunity	EN 50082-2	EN 50082-2
Radiated interference	EN 50081-2	EN 50081-2
Housing material	PA 66; UL 94: V-0	PA 66; UL 94: V-0
Insertion force	< 20 N	< 20 N
Service life	750 plugging cycles with RJ plugs to IEC 60603-7	
Note		

Ordering data

Type	Packing unit	Order No.	Type	Packing unit	Order No.
IE-XM-RJ45/IDC	1	8808360000	IE-XM-ST/ST	1	8808340000

Note

Accessories

Note	Sheet of labels for window IE-DM 8813500000	Sheet of labels for window IE-DM 8813500000
------	--	--

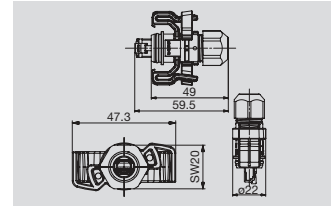
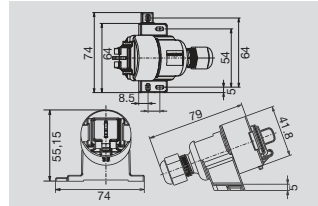
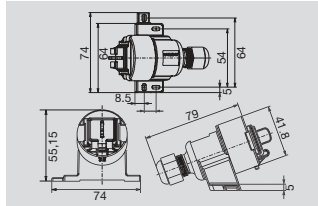
# Connecting elements

## Junction box, cable coupler, plug

### IE-S-IP67

### IE-C-IP67

### IE-P-IP67



### Technical specification

Configuration	Screw-on junction box incl. RJ45 module with IDC	Coupling incl. RJ 45 module with IDC	Plug housing incl. RJ45 plug and lock, 8-pole, locking clip, pin arrangement to IEC 61076-3-106 (var. 6) RJ45 plug IE-P
Insert	IDC/RJ45 1 end IDC 1 end RJ45 diecast zinc enclosure	IDC/RJ45 1 end IDC 1 end RJ45 diecast zinc enclosure	Conductor 0.36-0.61 mm AWG 27-24, insulation 0.85-1.02 mm
Connection for core	Conductor 0.4-0.65 mm AWG 26-22, insulation 0.7-1.4 mm AWG 26/7 with 7-core plain-cut CU strands Colour-coded pin assignment to EIA/TIA T568 A.	Conductor 0.4-0.65 mm AWG 26-22, insulation 0.7-1.4 mm AWG 26/7 with 7-core plain-cut CU strands Colour-coded pin assignment to EIA/TIA T568 A.	Conductor 0.36-0.61 mm AWG 27-24, insulation 0.85-1.02 mm
Shielding	360° shield contact	360° shield contact	360° shield contact
Ingress Protection Class	IP 67	IP 67	IP 67
Colour	light grey (RAL 7035)	light grey (RAL 7035)	light grey (RAL 7035)
DIN Rail compatibility	EN 50082-2	EN 50082-2	EN 50082-2
Interference immunity	EN 50081-2	EN 50081-2	EN 50081-2
Radiated interference	PA 66; UL 94: V-0	PA 66; UL 94: V-0	PA 66; UL 94: V-0
Housing material	< 20 N	< 20 N	< 20 N
Insertion force	750 plugging cycles with RJ plugs to IEC 60603-7	750 plugging cycles with RJ plugs to IEC 60603-7	750 plugging cycles with RJ plugs to IEC 60603-7
Service life			

### Ordering data

Type	Packing unit	Order No.	Type	Packing unit	Order No.	Type	Packing unit	Order No.
IE-S-IP67	1	8808370000	IE-C-IP67	1	8813090000	IE-P-IP67	1	8808380000

### Note

### Accessories

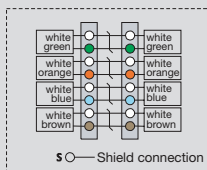
#### Note

Pressing tool TT 8 G  
9202800000, see Tools chapter

Connection modules


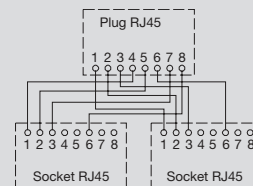
IE-CCM

Connection module Cat.7



IE-CSM 1 Set

Cable splitter module Cat.5e



Technical data

Functionality	Module for extending or repairing Ethernet cables; cable can be fed from one or both ends.	Adapter for using an 8-core installation cable for two 4-core services
Types of cable	Cat.5, Cat.6, Cat.7 installation cable	Cat.5 patch cable or connecting cable with RJ45 plug
Connection for core	AWG 24 to AWG 22/1 IDC	
Transmission parameters	LSA Plus® Cat.7, class F	Cat.5e, class D
Housing	Fully shielded metal housing	ABS, shockproof, metal-coated aluminium, slim design
Shielding	Captive 360° shield connection, plus separate strain relief	
Installation	Wall or floor mounting	can be plugged in adjacent to each other in patch panel
Colour	grey	light grey (RAL 7035)
Ingress Protection Class	IP 20	IP 20

Length x width x height	mm	112 x 37 x 20
Note		

Ordering data

Type	Qty.	Order No.	Type	Qty.	Order No.
IE-CCM	1	8808410000	IE-CSM 1 Set	1	8808400000
Note			Delivery paired in a set		

Accessories

Note	Indentation tool PDT 9013970000
------	------------------------------------

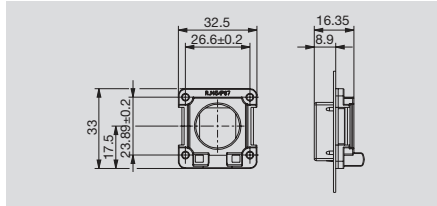
Connecting elements

Built-in flange

- IP67

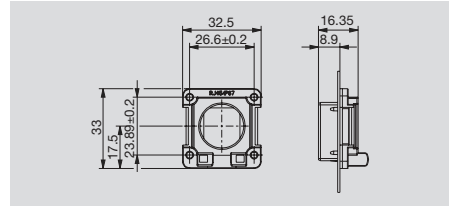
IE-XM-RJ45/IDC-IP67

RJ45/IDC built-in flange Cat.6



IE-XM-RJ45/RJ45-IP67

RJ45/RJ45 built-in flange Cat.5e



Technical specification

Configuration	Built-in flange with mounting frame and RJ45 module with IDC system Captive cover	Built-in flange with mounting frame and RJ45 socket-socket module Captive cover
Insert	IDC/RJ45 1 end IDC 1 end RJ45 diecast zinc housing	RJ45 coupling RJ45 both ends diecast zinc housing
Connection for core	Conductor 0.4-0.65 mm AWG 26-22, insulation 0.7-1.4 mm AWG 26/7 with 7-core plain-cut CU strands Colour-coded pin assignment to EIA/TIA T568 A.	
Wiring	360° shield contact	360° shield contact
Shielding	IP 67	IP 67
Ingress Protection Class	light grey (RAL 7035)	light grey (RAL 7035)
Colour	EN 50082-2	EN 50082-2
DIN Rail compatibility	EN 50081-2	EN 50081-2
Interference immunity	PA 66; UL 94: V-0	PA 66; UL 94: V-0
Radiated interference	< 20 N	< 20 N
Housing material	750 plugging cycles with RJ plugs to IEC 60603-7	750 plugging cycles with RJ plugs to IEC 60603-7
Insertion force		
Service life		
Note		

Ordering data

Type	Packing unit	Order No.	Type	Packing unit	Order No.
IE-XM-RJ45/IDC-IP67	1	8808440000	IE-XM-RJ45/RJ45-IP67	1	8808450000

Accessories

Note		
------	--	--

**Built-in flange, 90°**

- IP67
- Cat.6
- RJ45/RJ45

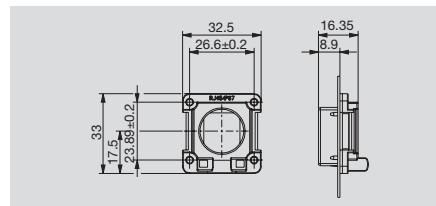
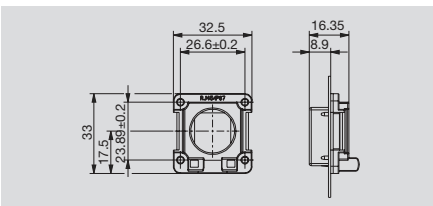
**IE-XM-6D-RJ45/RJ45-IP67**

**Coupling at bottom**



**IE-XM-6U-RJ45/RJ45-IP67**

**Coupling at top**



**Technical specification**

Configuration	Built-in flange with mounting frame and RJ45 socket-socket 90° downward module	Built-in flange with mounting frame and RJ45 socket-socket 90° upward module
Insert	Captive cover RJ45 coupling 90° RJ45 both ends diecast zinc housing	Captive cover RJ45 coupling 90° RJ45 both ends diecast zinc housing
Connection for core		
Wiring		
Shielding		
Ingress Protection Class	IP 67	IP 67
Colour	light grey (RAL 7035)	light grey (RAL 7035)
DIN Rail compatibility		
Interference immunity	EN 50082-2	EN 50082-2
Radiated interference	EN 50081-2	EN 50081-2
Housing material	PA 66; UL 94: V-0	PA 66; UL 94: V-0
Insertion force	< 20 N	< 20 N
Service life	750 plugging cycles with RJ plugs to IEC 60603-7	750 plugging cycles with RJ plugs to IEC 60603-7
Note		

**Ordering data**

Type	Packing unit	Order No.	Type	Packing unit	Order No.
IE-XM-6D-RJ45/RJ45-IP67	1	8829450000	IE-XM-6U-RJ45/RJ45-IP67	1	8829440000

Note

**Accessories**

Note

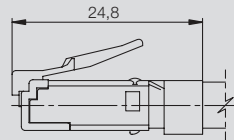
## Connecting elements

### RJ45 connecting plug

- with and without anti-kink protector

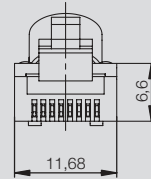
### IE-P

Cat.6



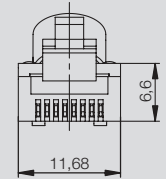
### IE-P63

Cat.6



### IE-P70

Cat.6



### Technical specification

Antikink feature / Locking lever catch  
Cladding diameter, min.-max.  
Stranded cable diameter, Flexible, min.-max.  
Stranded cable diameter, Flexible, min.-max.  
Diameter of solid wire, min.-max.  
Diameter of solid wire, min.-max.  
Wire insulation diameter, min.-max.  
Plug to IEC 60603-7-5 (standard)  
Antikink sleeve material  
Material of insulating parts  
Contact material  
Contact surface  
Shielding material  
Plug shielding  
Service life / Plugging cycles  
Cable pull-out force, min.  
Insertion force, max.  
Storage temperature, min.-max.  
Contact resistance, max.  
Insulation resistance, min.  
Electric strength, contact-contact  
Electric strength, contact-shield  
Operating current at 50°C

no  
5.5-7.1 mm  
0.46-0.61 mm  
AWG 27/7-AWG 24/7  
0.36-0.51 mm  
AWG 27/1-AWG 24/1  
0.85-1.02 mm  
Yes, tested to 250 MHz  
  
Polycarbonate PC, UL94-VO  
phosphor bronze  
gold-plated  
0.5 mm brass, 2 µm nickel  
360°  
750  
89 N  
20 N  
-40 °C ... 80 °C  
20 mΩ  
500 MΩ  
1000 V DC  
1500 V DC  
1 A

yes  
5.5-6.2 mm  
0.46-0.61 mm  
AWG 27/7-AWG 24/7  
0.36-0.51 mm  
AWG 27/1-AWG 24/1  
0.85-1.02 mm  
Yes, tested to 250 MHz  
Polyamide PA6, UL94-VO  
Polycarbonate PC, UL94-VO  
phosphor bronze  
gold-plated  
0.5 mm brass, 2 µm nickel  
360°  
750  
89 N  
20 N  
-40 °C ... 80 °C  
20 mΩ  
500 MΩ  
1000 V DC  
1500 V DC  
1 A

yes  
6.2-7.1 mm  
0.46-0.61 mm  
AWG 27/7-AWG 24/7  
0.36-0.51 mm  
AWG 27/1-AWG 24/1  
0.85-1.02 mm  
Yes, tested to 250 MHz  
Polyamide PA6, UL94-VO  
Polycarbonate PC, UL94-VO  
phosphor bronze  
gold-plated  
0.5 mm brass, 2 µm nickel  
360°  
750  
89 N  
20 N  
-40 °C ... 80 °C  
20 mΩ  
500 MΩ  
1000 V DC  
1500 V DC  
1 A

### Ordering data

Type	Packing unit	Order No.
IE-P	100	8813100000

Type	Packing unit	Order No.
IE-P63	10	8813110000

Type	Packing unit	Order No.
IE-P70	10	8813120000

### Note

### Accessories

#### Note

Pressing tool TT 8 G  
9202800000, see Tools chapter

Pressing tool TT 8 G  
9202800000, see Tools chapter

Pressing tool TT 8 G  
9202800000, see Tools chapter