
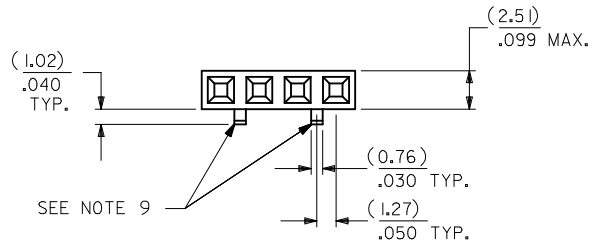
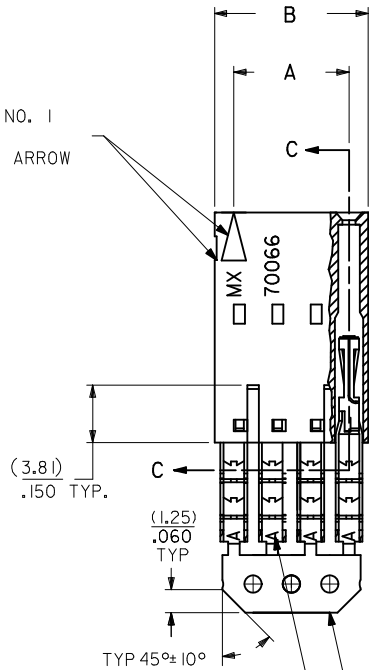


OPTION D

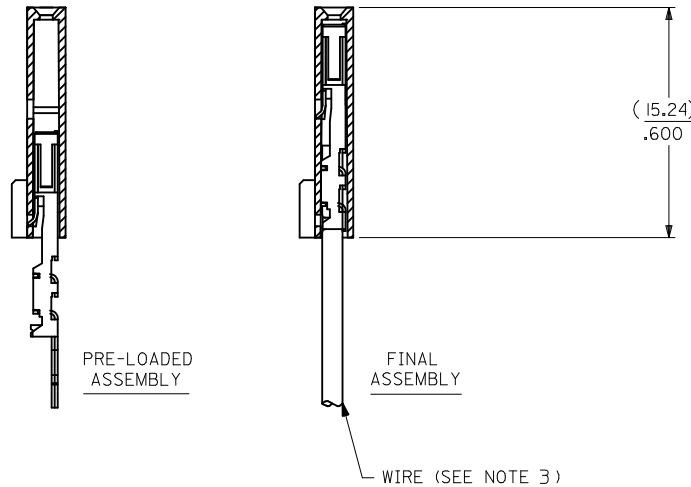
- NOTES:
 1. MATERIAL:
 HOUSING: POLYESTER(PBT), GLASS FILLED, UL94 V-0;
 COLOR: BLACK
 TERMINAL: PHOSPHOR BRONZE
 2. FINISH:
 15 GOLD: 0.38 MICROMETERS/15 MICROINCHES MINIMUM GOLD IN
 191 MICROMETERS/75 MICROINCHES MINIMUM TIN
 OVER NICKEL UNDERPLATE OVERALL
 3. TO BE USED WITH 24 AWG STRANDED WIRE WITH (1.35)/.053
 DIAMETER MAXIMUM INSULATION
 4. SEE TABLE FOR AVAILABLE CIRCUIT SIZES
 5. STANDARD PACKAGING PER PK-70873-0001. OPTIONAL PACKAGING
 MAY BE AVAILABLE, REQUEST DRAWING PK-70400
 6. PARTS STACKABLE END TO END ON (2.54)/.100 CENTERS
 7. PRODUCT SPECIFICATION: PS-70400
 8. SEE DRAWING SDA-70400-**** (SHEET 3) FOR OPTIONAL
 HOUSING DETAILS
 9. 4 CIRCUIT SHOWN. 3-25 CIRCUITS HAVE 2 RIBS
 10. TO MATE WITH MOLEX PART NUMBERS: 70004-**** & 70013-****
 11. 2 CIRCUIT ASSEMBLIES SUPPLIED AS GROUPED PAIRS



CIRCUIT NO. 1
 SLOT OR ARROW



SECTION C-C



CKT. SIZE	A	B	EDP. NO.
2	(2.54) .100	(5.05) .199	14-56-3024
3	(5.08) .200	(7.59) .299	14-56-3034
4	(7.62) .300	(10.13) .399	14-56-3044
5	(10.16) .400	(12.67) .499	14-56-3054
6	(12.70) .500	(15.21) .599	14-56-3064
7	(15.24) .600	(17.75) .699	14-56-3074
8	(17.78) .700	(20.29) .799	14-56-3084
9	(20.32) .800	(22.83) .899	14-56-3094
10	(22.86) .900	(25.37) .999	14-56-3104
11	(25.4) 1.000	(27.91) 1.099	14-56-3114
12	(27.94) 1.100	(30.45) 1.199	14-56-3124
13	(30.48) 1.200	(32.99) 1.299	14-56-3134
14	(33.02) 1.300	(35.53) 1.399	14-56-3144
15	(35.56) 1.400	(38.07) 1.499	14-56-3154
16	(38.1) 1.500	(40.61) 1.599	14-56-3164
17	(40.64) 1.600	(43.15) 1.699	14-56-3174
18	(43.18) 1.700	(45.69) 1.799	14-56-3184
19	(45.72) 1.800	(48.23) 1.899	14-56-3194
20	(48.26) 1.900	(50.77) 1.999	14-56-3204
21	(50.8) 2.000	(53.31) 2.099	14-56-3214
22	(53.34) 2.100	(55.85) 2.199	14-56-3224
23	(55.88) 2.200	(58.39) 2.299	14-56-3234
24	(58.42) 2.300	(60.93) 2.399	14-56-3244
25	(60.96) 2.400	(63.47) 2.499	14-56-3254

I.D. SLOT CODE TO WIRE GAUGE CHART	
I.D. SLOT CODE	WIRE GAUGE
A	24 AWG.

PLATING CODE (STRIPE ON CARRIER STRIP)	
PLATING	COLOR
15 GOLD	YELLOW

REMOVE ENG NO. EC NO: UCP2011-110 DRWINMSI BARRA 2010/10/19 CHKD:JORGAN 2010/10/19 APPR:SMILLER 2010/11/24	QUALITY SYMBOLS ▽=0 ▽=0 ▽=0	GENERAL TOLERANCES (UNLESS SPECIFIED)	DIMENSION STYLE MM/IN	SCALE	DESIGN UNITS INCH	THIRD ANGLE PROJECTION
		4 PLACES ± --- ± --- 3 PLACES ± --- ± .010 2 PLACES ± 0.25 ± .014 1 PLACE ± 0.35 ± --- ANGULAR ±1/2°	DRAWN BY MSI BARRA DATE 2010/10/19 CHECKED BY WAZ DATE 1984/10/09 APPROVED BY SMILLER DATE 2010/11/24	TITLE ASSEMBLY, SL CONNECTOR SINGLE ROW 2.54/.100 GRID	MATERIAL NO. SEE TABLE	

DRAFT WHERE APPLICABLE MUST REMAIN WITHIN DIMENSIONS

THIS DRAWING CONTAINS INFORMATION THAT IS PROPRIETARY TO MOLEX INCORPORATED AND SHOULD NOT BE USED WITHOUT WRITTEN PERMISSION