

Customer : LINEAR TECHNOLOGY		Specification (Change History)		Type CEP1311F
Change Mark	Change Date	Request No.	Change content	Requested by

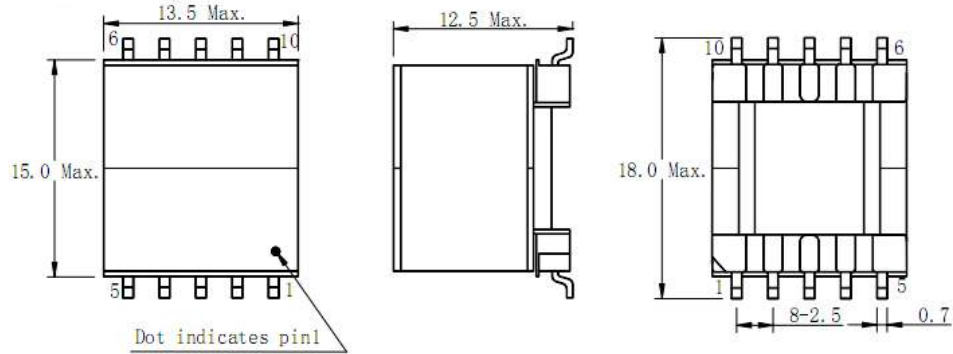
Note:				
Made: 26th. Apr., 2016		LINEAR Part Name (Customer Part Name)		13324-T083
Approved by	Checked by	R&D	Type code	13324
WEI SHAOHONG	ZENG YUNXIA	JIANG ZHIMING LLZ	Sample No.	13324-T083 Spec. No. S-0227-6240 1/3

Specification

Type
CEP1311F

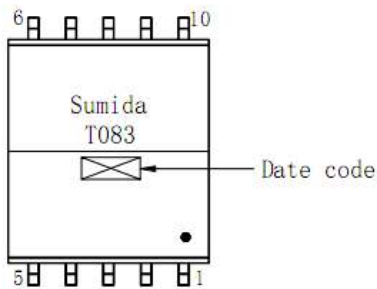
1. Scope & Precautions
Refer to S-074-1511.

2. Appearance
2-1. Dimension (mm)

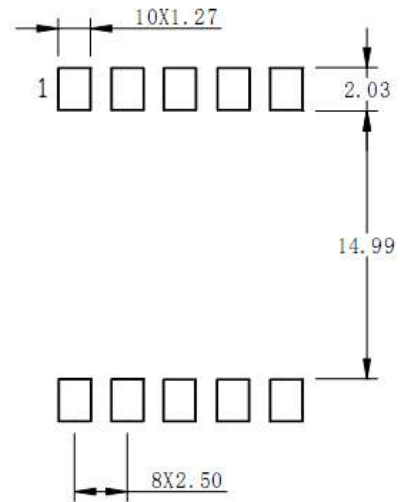


- * Dimension without tolerance is reference.
- * The dimension of terminals don't include the solder.
- * Terminal coplanarity : Max. 0.10mm.

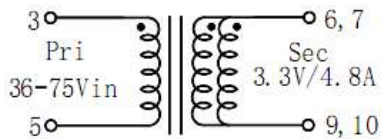
2-2. Stamp



2-3. Recommended land pattern (mm)



3. Coil specification
3-1. Schematic



“●” Indicates the polarity.

RoHS
compliance
Cd:Max.0.01wt%
others:Max.0.1wt%

Note :	Spec. No. S-0227-6240 2/3
--------	----------------------------------------

Specification

Type
CEP1311F

3-2. Electrical characteristics (At 25°C, unless otherwise specified).

Item	Specification	Measuring conditions
Inductance (3-5)	40 μ H \pm 10% Within	100kHz, 0.1V
Leakage inductance (3-5)	2.0 μ H Max.	100kHz, 0.1V, Tie(6+7+9+10)
DCR (3-5)	130m Ω Max	
DCR (6, 7-9, 10)	5.0m Ω Max	
Turns ratio (3-5) : (6, 7-9, 10)	8:1 \pm 3%	
Hi Pot (1, 2, 3, 5) - (6, 7, 9, 10)	AC 1500Vrms 2Secons	0.5mA, 50/60Hz
Rated current (3-5)	DC 3A	

* The rated current indicates the inductance will decrease to be its 85% of its original ones when the rated current is applied on it.

4. General characteristics

4-1. Storage temperature range : -40°C ~ +85°C

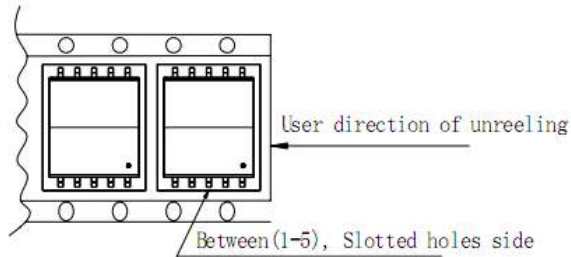
4-2. Operating temperature range: -40°C ~ +85°C (Including coil's temperature rise)

4-3. Resistance to reflow heat test: Refer to S-074-1516.

4-4. Recommended reflow condition : Refer to S-074-1518.

5. Packing specification

5-1. Enclosing direction of parts.



The side with stamp is upward.

5-2. Packing method refers to specification. (S-0074-5753)

Note :

Spec. No.

S-0227-6240

3/3