

- 1
- 2
- 3
- 4
- 5
- 6
- 7
- 8
- 9
- 10
- 11
- 12
- 13
- 14
- 15
- 16
- 17
- 18

LOCK

With opposing blades and double track key with internal profile, not supplied. 9.791 different combinations.

STATOR AND ROTOR

Chrome-plated zinc alloy with drill-proof hardened steel plate and stainless steel front plate.

NUT

M19x1 in brass.

INTERNAL TOOTHED RINGS

For stator in zinc-plated steel, for screw in steel.

CLOSING LEVER

Zinc-plated steel, thickness 2.5 mm.

NUT

Brass.

SCREW

Zinc-plated steel (only for executions CS-RPR.32-30 and CS-RPR.36-35).

ROTATION

180°, with key removable in two positions.

KEYS KIT (TO BE ORDERED SEPARATELY)

The KCR keys kit, not included in the supply, consists of a brass programming key and some nickel silver normal use keys.

- **KCR-05**: 1 programming key and 5 normal use keys.
- **KCR-10**: 1 programming key and 10 normal use keys.
- **KCR-01**: 25 normal use keys.

SPECIAL EXECUTIONS AND ACCESSORIES

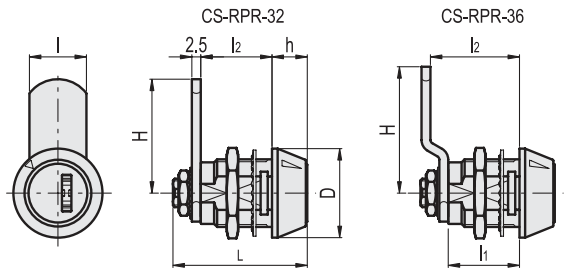
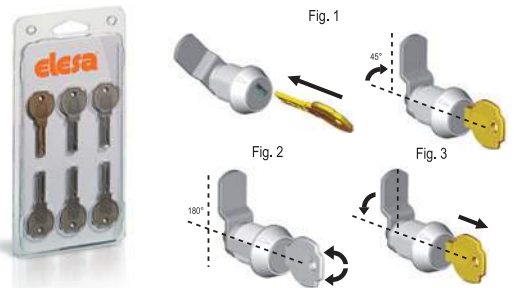
- Closing levers in other dimensions.
- Other programming key kits.

FEATURES AND APPLICATIONS

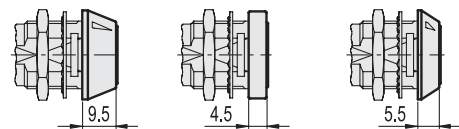
Reprogrammable lock latches CS-RPR are supplied non-programmed with the rotor positioned in line with the index marked on the stator front surface.

- First programming: insert the programming brass key and turn the lock clockwise by 45° (Fig.1). The lock is now programmed. Insert the normal use key in nickel silver to lock or unlock the latch (Fig.2).
- Reprogramming of the lock: insert the first brass programming key and turn the lock anticlockwise by 45° until the rotor is in the neutral position (Fig.3). Remove the key, insert now the new programming key (new kit) and turn it clockwise by 45° (Fig.1).

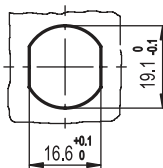
Now the lock has been reprogrammed with a new combination and the nickel silver normal use keys, included in the kit of the new programming key, must be used to lock or unlock the latch (Fig.2).



CS-RPR.32-20 CS-RPR.32-25 CS-RPR.32-30
 CS-RPR.36-25 CS-RPR.36-30 CS-RPR.36-35



Drilling template



Conversion Table	
1 mm = 0.039 inch	
D	
mm	inch
22	0.87
25	0.98

METRIC

Code	Description	D	H	L	l	li	l2	h	△△
421555	CS-RPR.32-20	25	32	37.5	16	20	20	9.5	65
421557	CS-RPR.32-25	22	32	37.5	16	25	25	4.5	70
421559	CS-RPR.32-30	25	32	40.5	16	30	30	5.5	85
421575	CS-RPR.36-25	25	35.5	37.5	16	20	25	9.5	70
421577	CS-RPR.36-30	22	35.5	37.5	16	25	30	4.5	75
421579	CS-RPR.36-35	25	35.5	40.5	16	30	35	5.5	90