



Micro Commercial Components



Micro Commercial Components
 130 W Cochran St, Unit B
 Simi Valley, CA 93065
 USA
 Tel:818-701-4933

MT110C08T1
MT110C12T1
MT110C16T1
MT110C18T1

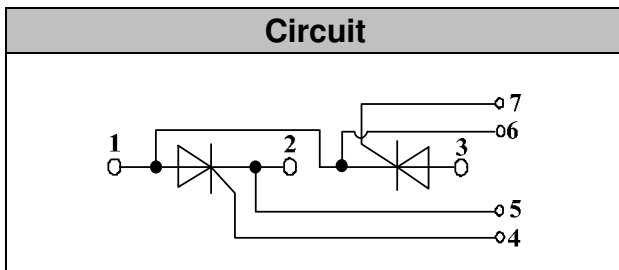
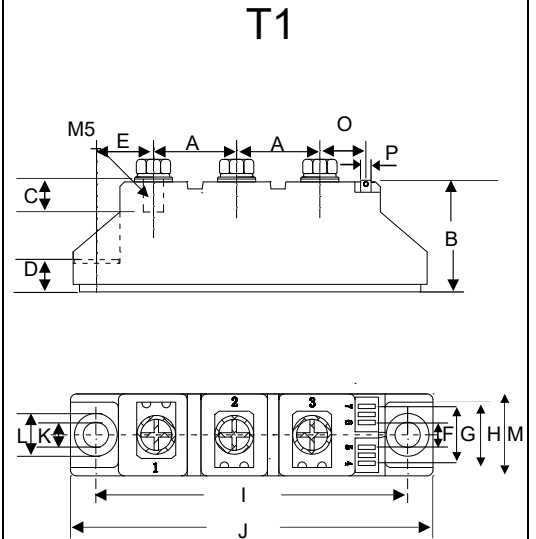
110 Amp
THYRISTOR MODULE
800~1800 Volts

Features

- Lead Free Finish/RoHS Compliant (NOTE 1) ("P" Suffix designates RoHS Compliant. See ordering information)
- International standard package
- Heat transfer through aluminum oxide DBC ceramic isolated metal baseplate
- Glass passivated chip
- Simple Mounting

Applications

- Power Converters
- Lighting Control
- DC Motor Control and Drives
- Heat and temperature control



DIM	INCHES		MM		NOTE
	MIN	MAX	MIN	MAX	
A	0.776	0.799	19.50	20.50	
B	1.169	1.193	29.50	30.50	
C	0.343	0.366	8.50	9.50	
D	0.323	0.346	8.00	9.00	
E	0.602	0.622	15.10	16.00	
F	0.224	0.248	5.50	6.50	
G	0.539	0.563	13.50	14.50	
H	0.657	0.681	16.50	17.50	
I	3.138	3.161	79.50	80.50	
J	3.650	3.673	92.50	93.50	
K	0.256		6.50		∅
L	0.421	0.445	10.50	11.50	
M	0.815	0.839	20.50	21.50	
O	0.579	0.602	14.50	15.50	
P	0.11X0.032		2.8X0.8		

Module Type

TYPE	VRRM	VRSRM
MT110C08T1	800V	900V
MT110C12T1	1200V	1300V
MT110C16T1	1600V	1700V
MT110C18T1	1800V	1900V

Maximum Ratings

Symbol	Conditions	Values	Units
I_{TAV}	Sine 180°; $T_c=85^\circ\text{C}$	110	A
I_{TSM}	$T_{VJ}=45^\circ\text{C}$ t=10ms, sine	2250	A
	$T_{VJ}=125^\circ\text{C}$ t=10ms, sine	1900	
i^2t	$T_{VJ}=45^\circ\text{C}$ t=10ms, sine	25000	A^2s
	$T_{VJ}=125^\circ\text{C}$ t=10ms, sine	18000	
Visol	a.c.50HZ;r.m.s.;1min	3000	V
T_{vj}		-40 to 130	$^\circ\text{C}$
T_{stg}		-40 to 125	$^\circ\text{C}$
Mt	To terminals(M5)	$3 \pm 15\%$	Nm
Ms	To heatsink(M6)	$5 \pm 15\%$	Nm
di/dt	$T_{VJ}=T_{VJM}$, $2/3V_{DRM}$, $I_G=500\text{mA}$ $Tr<0.5\mu\text{s}$, $tp>6\mu\text{s}$	150	A/us
dv/dt	$T_J=T_{VJM}$, $2/3V_{DRM}$, linear voltage rise	1000	V/us
a	Maximum allowable acceleration	50	m/s^2
Weight	Module(Approximately)	100	g

Thermal Characteristics

Symbol	Conditions	Values	Units
$R_{th(j-c)}$	Cont.; thyristor / per module	0.28/0.14	$^\circ\text{C/W}$
$R_{th(c-s)}$	per thyristor / per module	0.2/0.1	$^\circ\text{C/W}$

Electrical Characteristics

Symbol	Conditions	Values			Units
V_{TM}	$T=25^\circ\text{C}$ $I_{TM}=300\text{A}$			1.65	V
I_{RRM}/I_{DRM}	$T_{VJ}=T_{VJM}$, $V_R=V_{RRM}$, $V_D=V_{DRM}$			20	mA
V_{TO}	For power-loss calculations only ($T_{VJ}=125^\circ\text{C}$)			0.9	V
r_T	$T_{VJ}=T_{VJM}$			2	m Ω
V_{GT}	$T_{VJ}=25^\circ\text{C}$, $V_D=6\text{V}$			3	V
I_{GT}	$T_{VJ}=25^\circ\text{C}$, $V_D=6\text{V}$			150	mA
V_{GD}	$T_{VJ}=125^\circ\text{C}$, $V_D=2/3V_{DRM}$			0.25	V
I_{GD}	$T_{VJ}=125^\circ\text{C}$, $V_D=2/3V_{DRM}$			6	mA
I_L	$T_{VJ}=25^\circ\text{C}$, $R_G=33\ \Omega$	300	600		mA
I_H	$T_{VJ}=25^\circ\text{C}$, $V_D=6\text{V}$	150	250		mA
tgd	$T_{VJ}=25^\circ\text{C}$, $I_G=1\text{A}$, $di_G/dt=1\text{A/us}$	1			us
tq	$V_J=T_{VJM}$	100			us

Performance Curves

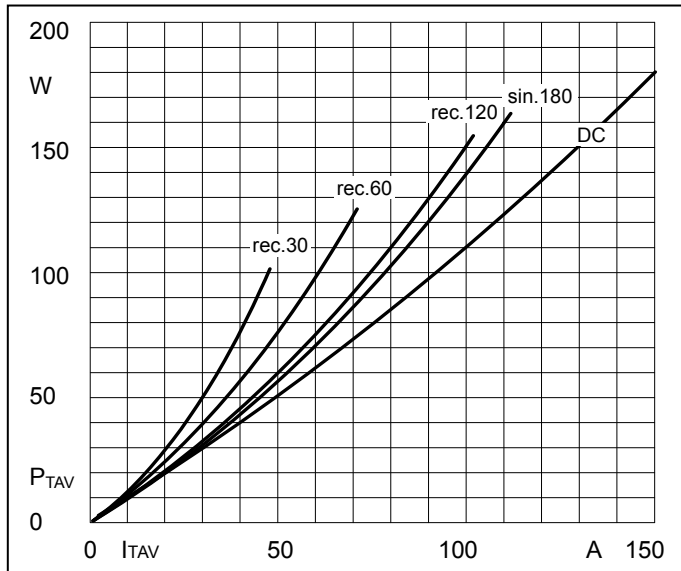


Fig1. Power dissipation

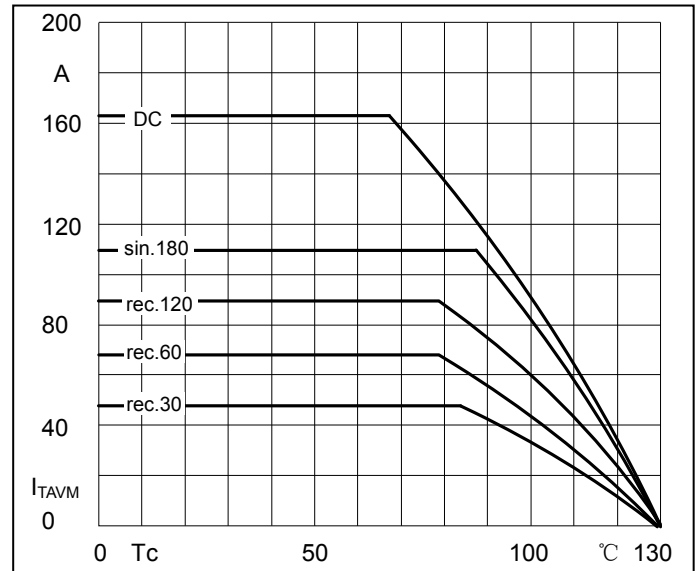


Fig2. Forward Current Derating Curve

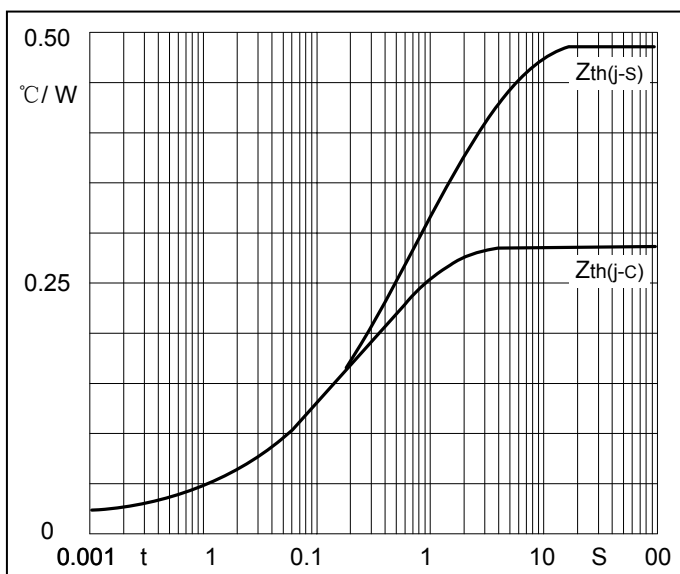


Fig3. Transient thermal impedance

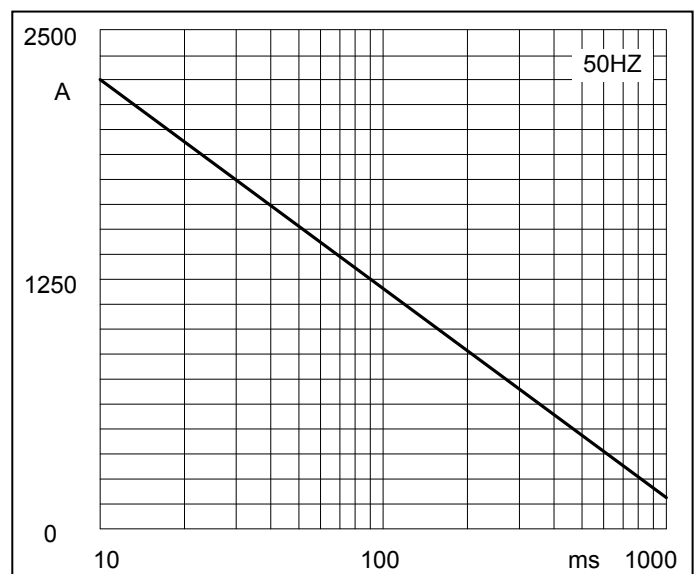


Fig4. Max Non-Repetitive Forward Surge Current

Performance Curves

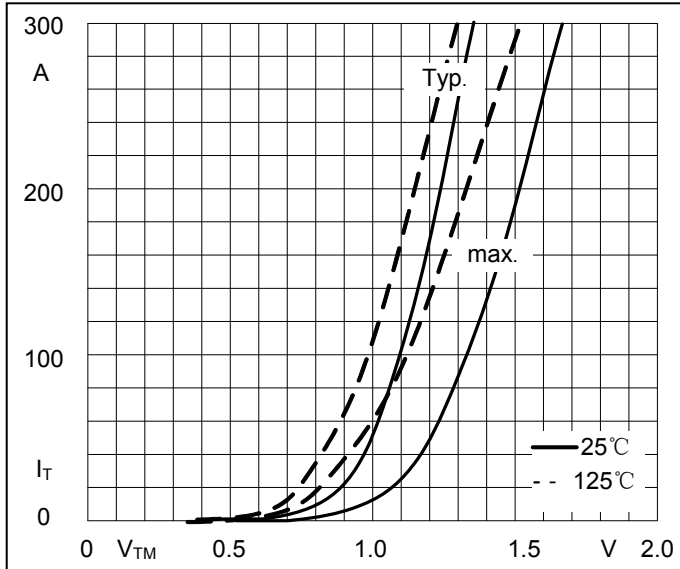


Fig5. Forward Characteristics

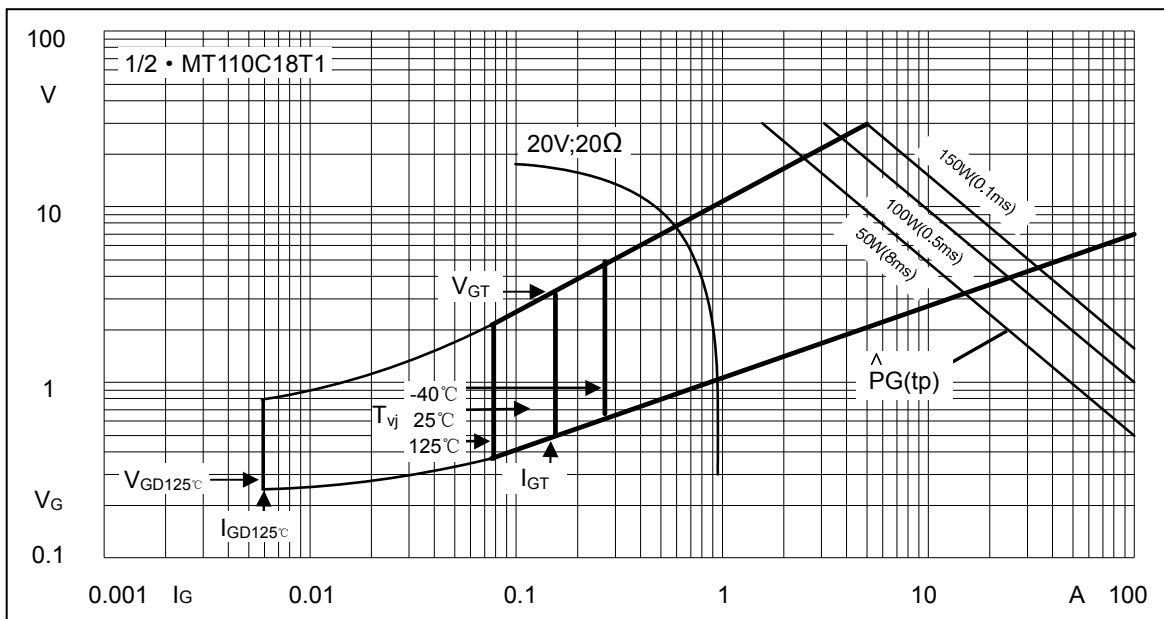


Fig6. Gate trigger Characteristics

Ordering Information :

Device	Packing
Part Number-BP	Bulk: 10PCS/BOX ;100PCS/CTN

*****IMPORTANT NOTICE*****

Micro Commercial Components Corp. reserves the right to make changes without further notice to any product herein to make corrections, modifications , enhancements , improvements , or other changes . *Micro Commercial Components Corp.* does not assume any liability arising out of the application or use of any product described herein; neither does it convey any license under its patent rights ,nor the rights of others . The user of products in such applications shall assume all risks of such use and will agree to hold *Micro Commercial Components Corp.* and all the companies whose products are represented on our website, harmless against all damages. *Micro Commercial Components Corp.* products are sold subject to the general terms and conditions of commercial sale, as published at <https://www.mccsemi.com/Home/TermsAndConditions>.

*****LIFE SUPPORT*****

MCC's products are not authorized for use as critical components in life support devices or systems without the express written approval of Micro Commercial Components Corporation.

*****CUSTOMER AWARENESS*****

Counterfeiting of semiconductor parts is a growing problem in the industry. Micro Commercial Components (MCC) is taking strong measures to protect ourselves and our customers from the proliferation of counterfeit parts. MCC strongly encourages customers to purchase MCC parts either directly from MCC or from Authorized MCC Distributors who are listed by country on our web page cited below. Products customers buy either from MCC directly or from Authorized MCC Distributors are genuine parts, have full traceability, meet MCC's quality standards for handling and storage. **MCC will not provide any warranty coverage or other assistance for parts bought from Unauthorized Sources.** MCC is committed to combat this global problem and encourage our customers to do their part in stopping this practice by buying direct or from authorized distributors.