

REVISION Z

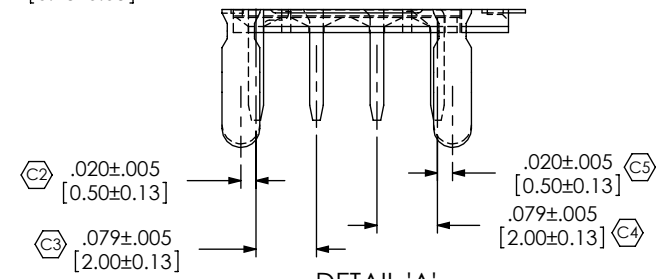
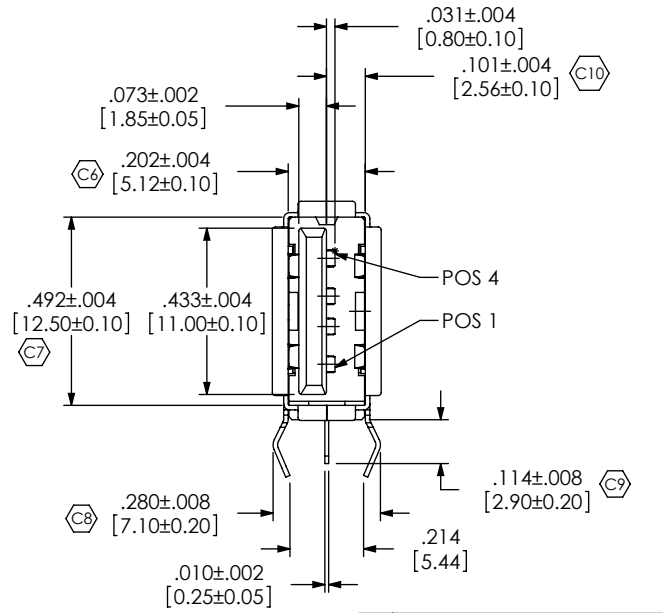
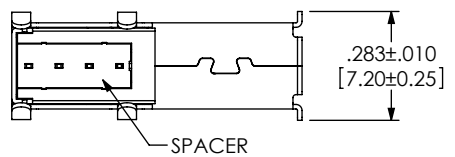
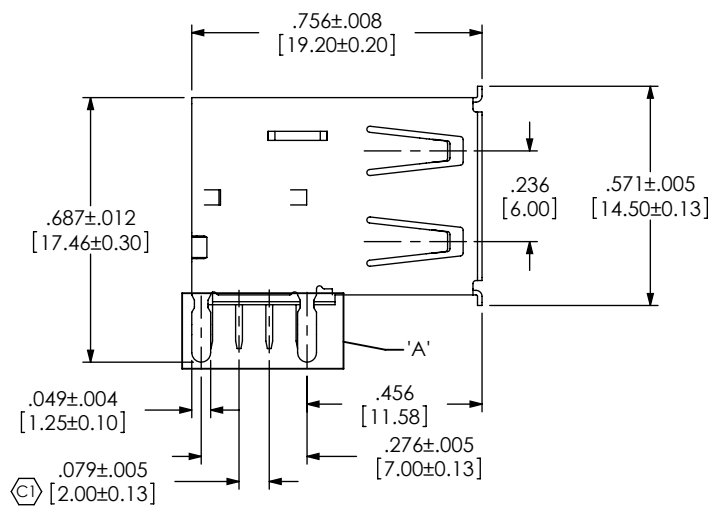
NOTES:

1. Ⓢ REPRESENTS A CRITICAL DIMENSION.
2. VERIFY -S PLATING, VISUALLY CHECK -F ONLY.
3. ALL PARTS RoHS COMPLIANT WITH OR WITHOUT -RC.
4. PARTS TO SHIP IN TRAYS

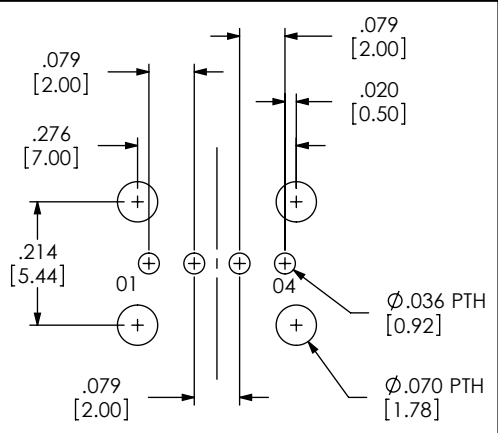
DO NOT SCALE FROM THIS PRINT

USB-A-S-X-X-VU-XX

- TYPE -A
 - CONFIGURATION -S: SINGLE
 - ELOPTION -RC: RoHS COMPLIANT - LEAD FREE WITH HIGH TEMP INSULATOR
 - RA TERMINATION -VU: VERTICAL UPRIGHT
 - COLOR -B: BLACK -W: WHITE
- PLATING:
 -F: 1 μ" SELECTIVE GOLD IN CONTACT AREA, MATTE TIN ON TAIL (SEE NOTE 3 FOR -RC OPTION)
 -S: 30 μ" SELECTIVE GOLD IN CONTACT AREA, MATTE TIN ON TAIL (SEE NOTE 3 FOR -RC OPTION)



DETAIL 'A'
SCALE 4 : 1



RECOMMENDED PCB LAYOUT

UNLESS OTHERWISE SPECIFIED, DIMENSIONS ARE IN INCHES.
 TOLERANCES ARE:
 DECIMALS ANGLES
 .X: ±.01 [.3] 2°
 .XX: ±.005 [.13]
 .XXX: ±.004 [.10]

PROPRIETARY NOTE
 THIS DOCUMENT CONTAINS INFORMATION CONFIDENTIAL AND PROPRIETARY TO SAMTEC, INC. AND SHALL NOT BE REPRODUCED OR TRANSFERRED TO OTHER DOCUMENTS OR DISCLOSED TO OTHERS OR USED FOR ANY PURPOSE OTHER THAN THAT WHICH IT WAS OBTAINED WITHOUT THE EXPRESSED WRITTEN CONSENT OF SAMTEC, INC.



520 PARK EAST BLVD., NEW ALBANY, IN 47150
 PHONE: 812-944-6733 FAX: 812-948-5047
 e-Mail: info@SAMTEC.com code: 5332

MATERIAL: DO NOT SCALE DRAWING SHEET SCALE: 2:1
 INSULATOR: NYLON 9T, UL 94V-0
 CONTACT OR TERMINAL: PHOS BRONZE
 BACK SHIELD: NICKEL PLATED PHOS BRONZE
 FRONT SHIELD: TIN PLATED PHOS BRONZE
 MAX FLASH ALLOWED: .051
 MAX GATE VESTIGE: .051

DESCRIPTION: USB A, SINGLE, VERTICAL UPRIGHT THROUGH HOLE
 DWG. NO. **USB-A-S-X-X-VU-XX**
 BY: LENNY K 10/19/06 SHEET 1 OF 1

PLDWG\UMSC\MKTG\USB-A-S-X-X-VU-XX-MKT.3LDDRW