

5-104656-1 ✓ ACTIVE

AMPMODU | AMPMODU 50/50 Grid

TE Internal #: 5-104656-1

PCB Mount Header, Vertical, Board-to-Board, 10 Position, 1.27 mm


[.05 in] Centerline, Fully Shrouded, Gold, Surface Mount, Black,

AMPMODU 50/50 Grid

[View on TE.com >](#)



Connectors > PCB Connectors > PCB Headers & Receptacles



PCB Connector Assembly Type: **PCB Mount Header**

PCB Mount Orientation: **Vertical**

Connector System: **Board-to-Board**

Number of Positions: **10**

Number of Rows: **2**

Features

Product Type Features

PCB Connector Assembly Type	PCB Mount Header
Connector System	Board-to-Board
Header Type	Fully Shrouded
Sealable	No
Connector & Contact Terminates To	Printed Circuit Board

Configuration Features

Connector Contact Load Condition	Fully Loaded
PCB Mount Orientation	Vertical
Number of Positions	10
Number of Rows	2
Board-to-Board Configuration	Parallel

Electrical Characteristics

Dielectric Withstanding Voltage (Max)	300 VAC
Operating Voltage	30 VAC

Body Features

PCB Retention Feature Material	Copper Alloy
PCB Retention Feature Plating Material	Tin over Nickel
Connector Profile	Standard



Primary Product Color	Black
-----------------------	-------

Contact Features

	150 µin
Mating Pin Diameter	.46 mm[.018 in]
Contact Shape & Form	Round
Contact Underplating Material	Nickel
PCB Contact Termination Area Plating Material	Tin
Contact Base Material	Phosphor Bronze
Contact Mating Area Plating Material	Gold
Contact Type	Pin
Contact Current Rating (Max)	.5 A

Termination Features

Round Termination Post & Tail Diameter	.46 mm[.018 in]
Termination Method to Printed Circuit Board	Surface Mount

Mechanical Attachment

PCB Mount Retention Type	Hold-Down Post
Mating Alignment	With
Mating Alignment Type	Keyed
PCB Mount Retention	With

Housing Features

Centerline (Pitch)	1.27 mm[.05 in]
Housing Material	Thermoplastic

Dimensions

Row-to-Row Spacing	1.27 mm[.05 in]
Stack Height	8.13 mm[.32 in]

Usage Conditions

Operating Temperature Range	-65 – 105 °C
-----------------------------	--------------

Industry Standards

Approved Standards	CSA LR7189, UL E28476
UL Flammability Rating	UL 94V-0

Packaging Features

Packaging Quantity	56
--------------------	----



Packaging Type

Box, Tube

Product Compliance

[For compliance documentation, visit the product page on TE.com>](#)

EU RoHS Directive 2011/65/EU	Compliant
EU ELV Directive 2000/53/EC	Compliant
China RoHS 2 Directive MIIT Order No 32, 2016	No Restricted Materials Above Threshold
EU REACH Regulation (EC) No. 1907/2006	Current ECHA Candidate List: JUNE 2023 (235) Candidate List Declared Against: JUNE 2023 (235) Does not contain REACH SVHC
Halogen Content	Low Halogen - Br, Cl, F, I < 900 ppm per homogenous material. Also BFR/CFR/PVC Free
Solder Process Capability	Reflow solder capable to 260°C

Product Compliance Disclaimer

This information is provided based on reasonable inquiry of our suppliers and represents our current actual knowledge based on the information they provided. This information is subject to change. The part numbers that TE has identified as EU RoHS compliant have a maximum concentration of 0.1% by weight in homogenous materials for lead, hexavalent chromium, mercury, PBB, PBDE, DBP, BBP, DEHP, DIBP, and 0.01% for cadmium, or qualify for an exemption to these limits as defined in the Annexes of Directive 2011/65/EU (RoHS2). Finished electrical and electronic equipment products will be CE marked as required by Directive 2011/65/EU. Components may not be CE marked. Additionally, the part numbers that TE has identified as EU ELV compliant have a maximum concentration of 0.1% by weight in homogenous materials for lead, hexavalent chromium, and mercury, and 0.01% for cadmium, or qualify for an exemption to these limits as defined in the Annexes of Directive 2000/53/EC (ELV). Regarding the REACH Regulation, the information TE provides on SVHC in articles for this part number is based on the latest European Chemicals Agency (ECHA) 'Guidance on requirements for substances in articles' posted at this URL: <https://echa.europa.eu/guidance-documents/guidance-on-reach>


Compatible Parts




Also in the Series | [AMPMODU 50/50 Grid](#)



Insertion & Extraction Tools(1)



PCB Connector Covers(9)



PCB Headers & Receptacles(302)



Ribbon Cable Connectors(34)

Customers Also Bought




TE Part #3-640441-6
MTA Receptacle: Nylon, Tin Plated,
2.54 mm




TE Part #487545-3
006 HOUSING FFC RCPT 050CL SR




TE Part #1-487547-1
FFC,RCPT CONTACT,.050" CNTRLIN



TE Part #5-104652-1
10 50/50 GRID DRST SFMNT RCPT



TE Part #5-104655-5
40 50/50 HDR DRST SFMNT TIN



TE Part #5-104652-2
20 50/50 GRID DRST SFMNT RCPT



TE Part #2176345-4
CRGCO 1210 18R 1%

Documents

Product Drawings

[10 50/50 HDR DRST SFMNT.320 SN](#)

English

CAD Files

[3D PDF](#)

English

Customer View Model

[ENG_CVM_5-104656-1_J1.3d_igs.zip](#)

English

Customer View Model

[ENG_CVM_5-104656-1_J1.3d_stp.zip](#)

English

Customer View Model

[ENG_CVM_5-104656-1_J1.2d_dxf.zip](#)

English

By downloading the CAD file I accept and agree to the [Terms and Conditions](#) of use.



Datasheets & Catalog Pages

[AMPMODU_INTERCONNECTION_SYSTEM_SECTION1AND2](#)

English

[Ribbon Cable Interconnect Solutions](#)

English

[Fine Pitch Stacking Connectors - 1.27mm AMPMODU 50/50 Grid Connectors](#)

English

Product Specifications

[Application Specification](#)

English

Agency Approvals

[UL Report](#)

English