

7.0 x 2.0 x 2.0 (mm) WiFi/Bluetooth Chip Antenna (CW706)

Engineering Specification

1. Product Number

H 2 U 3 6 G 4 K 1 B 0 1 0 0



2. Features

- *Stable and reliable in performances
- *Low profile, compact size
- *RoHS compliance
- *SMT processes compatible

3. Applications

- *ISM 2.4 GHz applications
- *ZigBee/BLE applications
- *Bluetooth earphone systems
- *Hand-held devices when WiFi / Bluetooth functions are needed, e.g., Smart phones
- *IEEE802.11 b/g/n
- *Wireless PCMCIA cards or USB dongles

4. Description

Unictron's CW706 chip antenna is designed for ISM 2.4GHz applications, covering frequencies 2400~2500MHz. Fabricated with proprietary design and processes, CW706 shows excellent performance and is fully compatible with SMT processes which can decrease the assembly cost and improve device's quality and consistency.



詠業科技股份有限公司
Unictron Technologies Corporation
Website:www.unictron.com

THIS DRAWINGS AND SPECIFICATIONS ARE THE PROPERTY OF UNICTRON TECHNOLOGIES CORPORATION AND SHALL NOT BE REPRODUCED OR USED AS THE BASIS FOR THE MANUFACTURE OR SALE OF APPARATUS OR DEVICES WITHOUT PERMISSION

Prepared by : **Mina**

Designed by : **Peter**

Checked by : **Mike**

Approved by : **Herbert**

TITLE : 7.0 x 2.0 x 2.0(mm) WiFi/Bluetooth Chip Antenna (CW706) Engineering Specification

DOCUMENT NO.

H2U36G4K1B0100

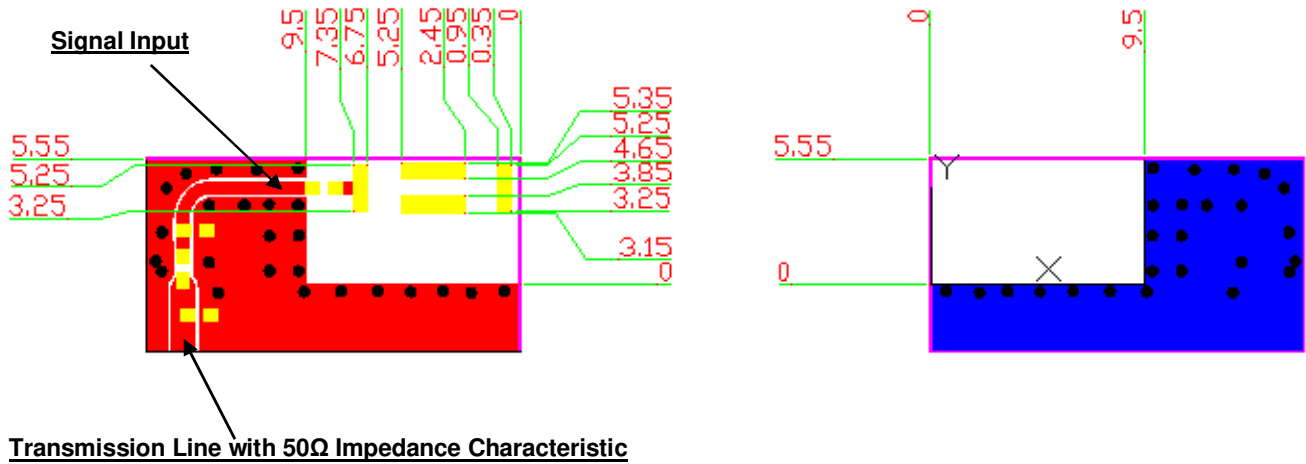
REV.
E

5. Layout Guide & Electrical Specifications

5-1. Layout Guide (Unit : mm)

Solder Land Pattern:

The solder land pattern (gold marking areas) is shown below. Recommendation on matching circuit will be provided according to customer's installation conditions.



5-2. Electrical Specifications (Evaluation board dimensions: 50 x 40 mm²)

5-2-1. Electrical Table

Characteristics		Specifications	Unit
Outline Dimensions		7.0 x 2.0 x 2.0	mm
Ground Plane Dimensions		50 x 40	mm
Working Frequency		2400~ 2500	MHz
VSWR (@ center frequency)*		2 Max.	
Characteristic Impedance		50	Ω
Polarization		Linear Polarization	
Peak Gain	(@2442 MHz)	2.3(typical)**	dBi
Efficiency		67(typical)**	%

*Center frequency means the frequency with the lowest value in return loss of the chip antenna on the evaluation board.

**A typical value is for reference only, not guaranteed.



詠業科技股份有限公司
Unictron Technologies Corporation
Website:www.unictron.com

THIS DRAWINGS AND SPECIFICATIONS ARE THE PROPERTY OF UNICTRON TECHNOLOGIES CORPORATION AND SHALL NOT BE REPRODUCED OR USED AS THE BASIS FOR THE MANUFACTURE OR SALE OF APPARATUS OR DEVICES WITHOUT PERMISSION

Prepared by : **Mina**

Designed by : **Peter**

Checked by : **Mike**

Approved by : **Herbert**

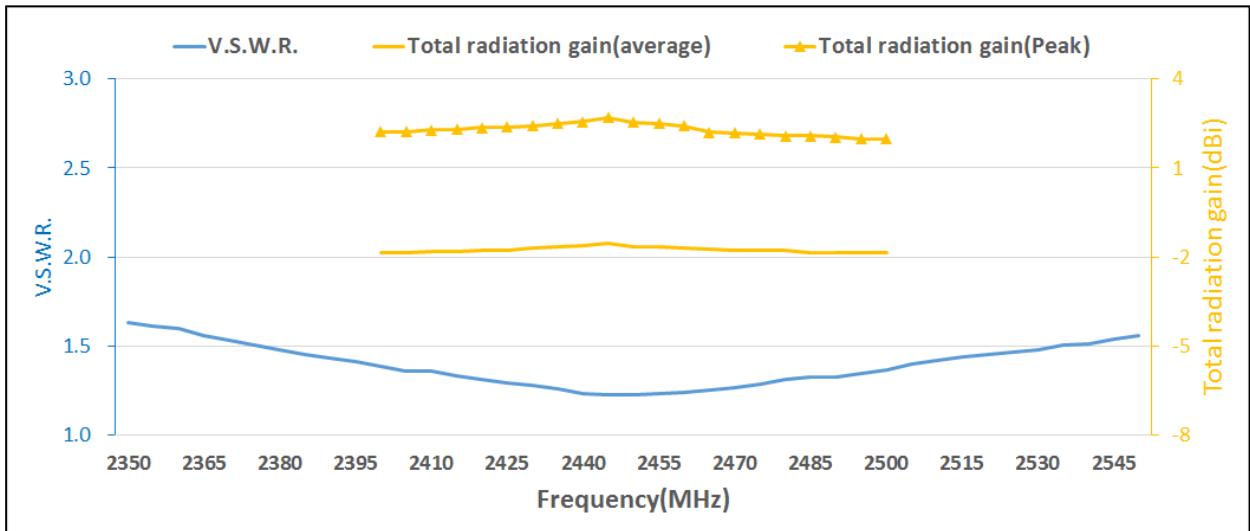
TITLE : 7.0 x 2.0 x 2.0(mm) WiFi/Bluetooth Chip Antenna (CW706) Engineering Specification

DOCUMENT NO.

H2U36G4K1B0100

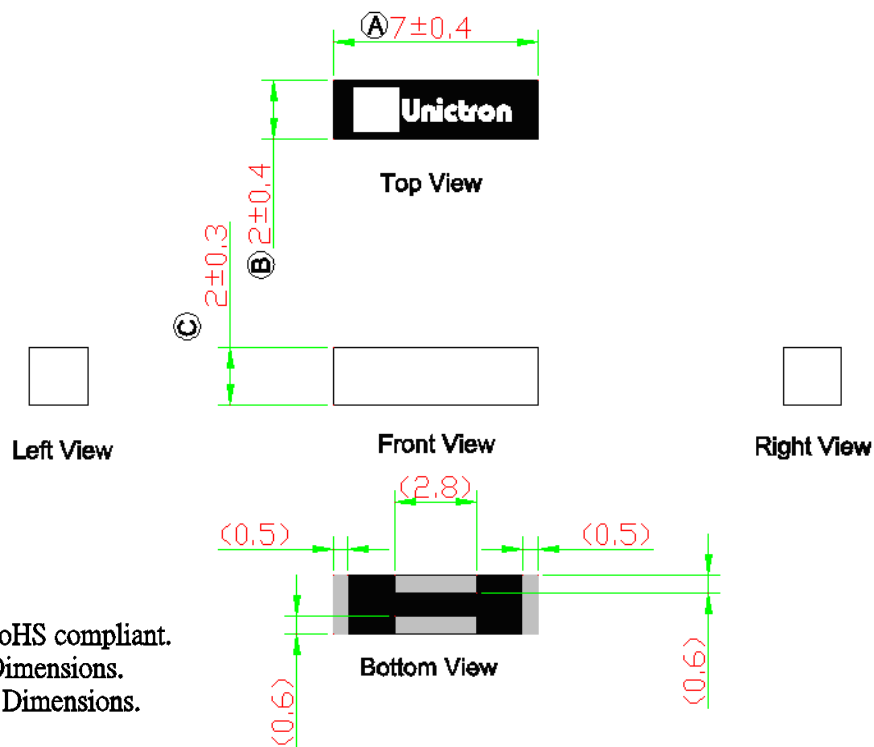
REV. E

5-2-2. Frequency vs. V.S.W.R. and Total Radiation Gain



6. Outline Dimensions of Antenna & Evaluation Board (unit: mm)

6-1. Antenna Dimensions



NOTE:

1. All materials are RoHS compliant.
2. "(A)~(C)" Critical Dimensions.
3. "()" Reference Dimensions.



詠業科技股份有限公司
Unictron Technologies Corporation
Website: www.unictron.com

THIS DRAWINGS AND SPECIFICATIONS ARE THE PROPERTY OF UNICTRON TECHNOLOGIES CORPORATION AND SHALL NOT BE REPRODUCED OR USED AS THE BASIS FOR THE MANUFACTURE OR SALE OF APPARATUS OR DEVICES WITHOUT PERMISSION

Prepared by : Mina

Designed by : Peter

Checked by : Mike

Approved by : Herbert

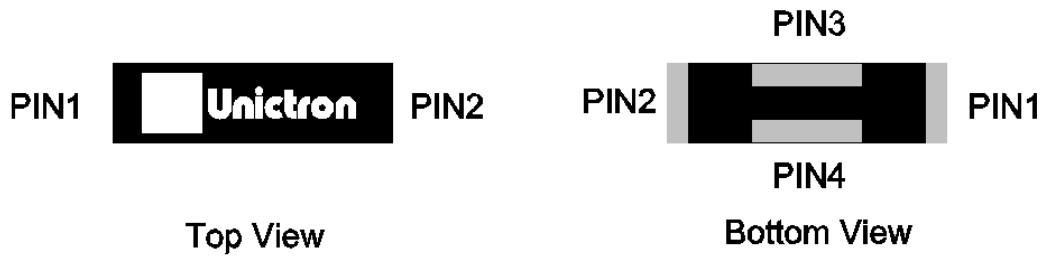
TITLE : 7.0 x 2.0 x 2.0(mm) WiFi/Bluetooth Chip Antenna (CW706) Engineering Specification

DOCUMENT NO.

H2U36G4K1B0100


REV. E

PIN Definition



PIN	1	2	3	4
Soldering PAD	Signal	N/C	N/C	N/C

6-2. Evaluation Board with Antenna



詠業科技股份有限公司
 Unictron Technologies Corporation
 Website: www.unictron.com

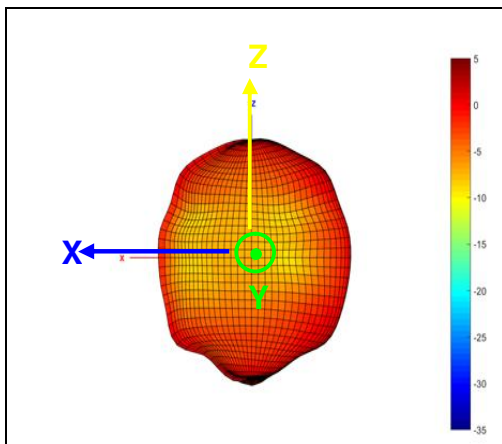
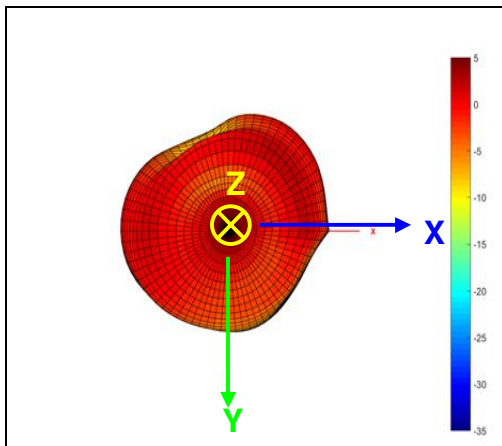
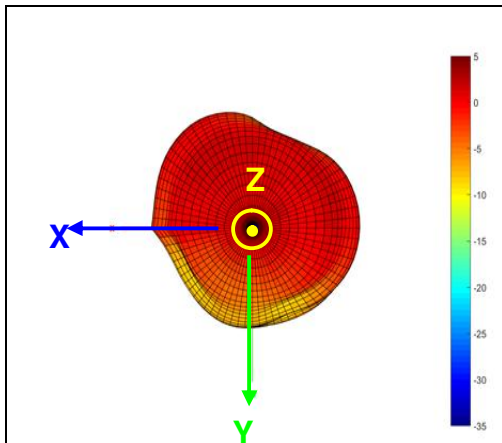
THIS DRAWINGS AND SPECIFICATIONS ARE THE PROPERTY OF UNICTRON TECHNOLOGIES CORPORATION AND SHALL NOT BE REPRODUCED OR USED AS THE BASIS FOR THE MANUFACTURE OR SALE OF APPARATUS OR DEVICES WITHOUT PERMISSION

Prepared by : **Mina** Designed by : **Peter** Checked by : **Mike** Approved by : **Herbert**

TITLE : 7.0 x 2.0 x 2.0(mm) WiFi/Bluetooth Chip Antenna (CW706) Engineering Specification	DOCUMENT NO.	H2U36G4K1B0100	REV.
			E

7. 3D Radiation Gain Pattern (with 50 x 40 mm² Evaluation Board)

3D Radiation Gain Pattern @ 2442 MHz (Unit: dBi)



詠業科技股份有限公司
Unictron Technologies Corporation
Website: www.unictron.com

THIS DRAWINGS AND SPECIFICATIONS ARE THE PROPERTY OF UNICTRON TECHNOLOGIES CORPORATION AND SHALL NOT BE REPRODUCED OR USED AS THE BASIS FOR THE MANUFACTURE OR SALE OF APPARATUS OR DEVICES WITHOUT PERMISSION

Prepared by : **Mina**

Designed by : **Peter**

Checked by : **Mike**

Approved by : **Herbert**

TITLE : 7.0 x 2.0 x 2.0(mm) WiFi/Bluetooth Chip Antenna (CW706) Engineering Specification

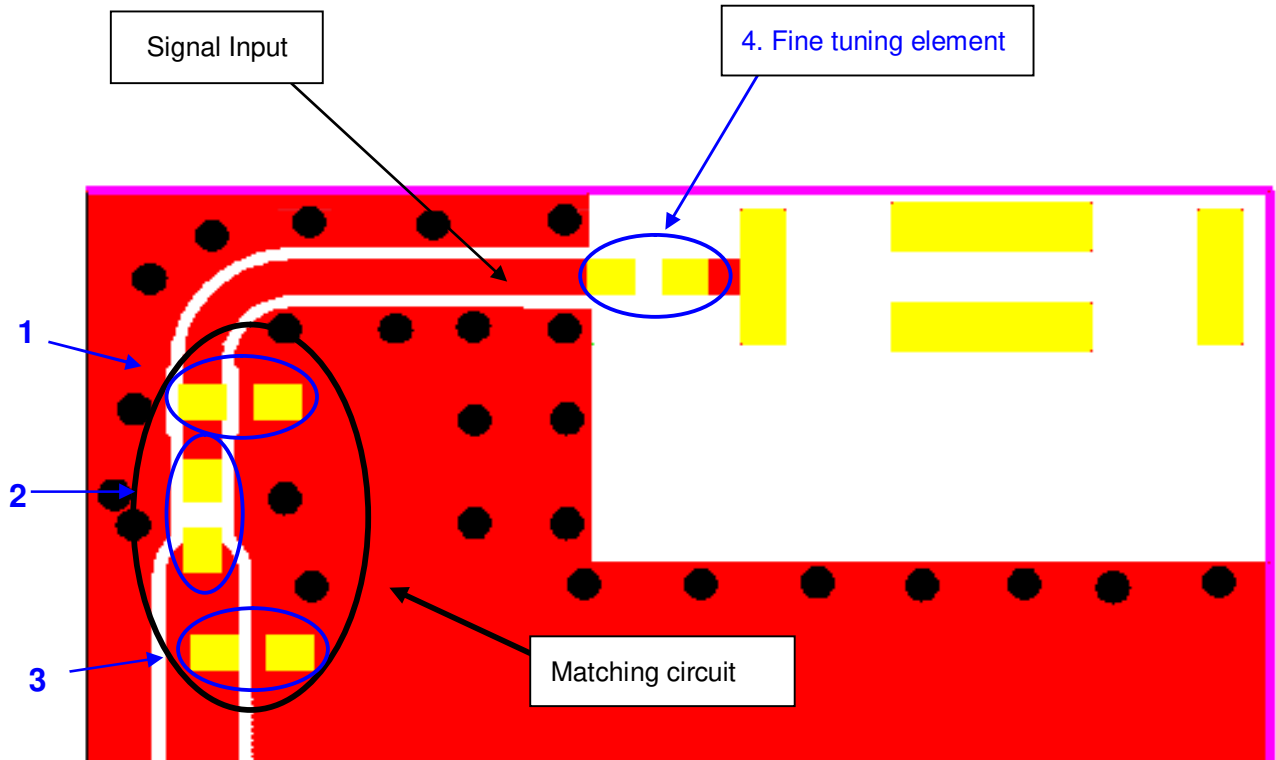
DOCUMENT NO.

H2U36G4K1B0100

REV.
E

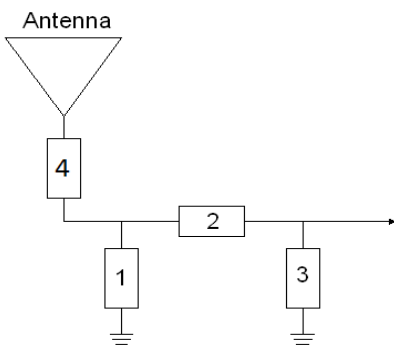
8. Frequency tuning

8-1. Chip antenna tuning scenario :



8-2. Matching circuit :

With the following recommended values of matching and tuning components, the center frequencies will be about 2442 MHz at our standard 50 x 40 mm² evaluation board. However, these are typical reference values which may need to be changed when circuit boards or part vendors are different.



System Matching Circuit Component			
Location	Description	Vendor	Tolerance
1	1 pF, (0402)	MURATA	±0.1 pF
2	1.8 nH, (0402)	MURATA	±0.1 nH
3	N/A		
4	Fine tuning element	MURATA	±0.1 nH



詠業科技股份有限公司
Unictron Technologies Corporation
Website: www.unictron.com

THIS DRAWINGS AND SPECIFICATIONS ARE THE PROPERTY OF UNICTRON TECHNOLOGIES CORPORATION AND SHALL NOT BE REPRODUCED OR USED AS THE BASIS FOR THE MANUFACTURE OR SALE OF APPARATUS OR DEVICES WITHOUT PERMISSION

Prepared by : **Mina**

Designed by : **Peter**

Checked by : **Mike**

Approved by : **Herbert**

TITLE : 7.0 x 2.0 x 2.0(mm) WiFi/Bluetooth Chip Antenna (CW706) Engineering Specification

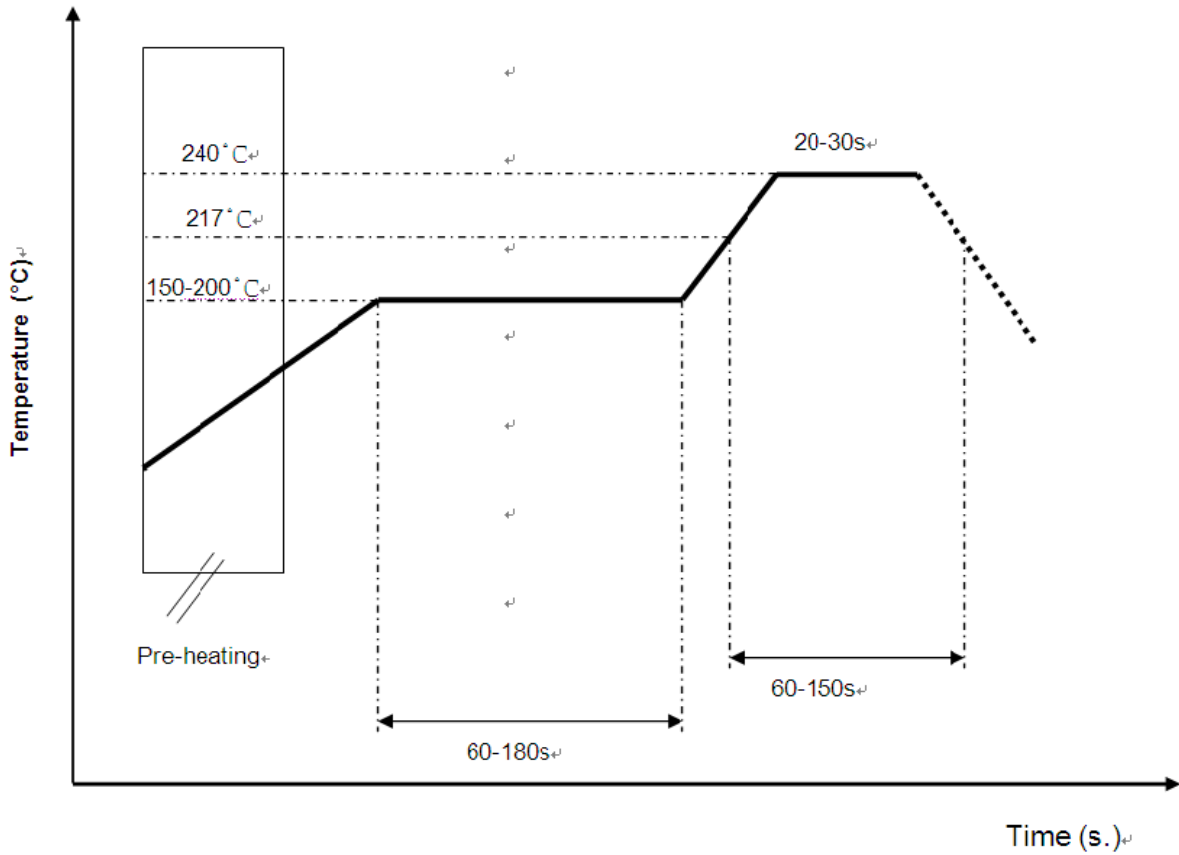
DOCUMENT NO.

H2U36G4K1B0100

REV.
E

9. Soldering Conditions

Typical Soldering Profile for Lead-free Process



*Recommended solder paste alloy: SAC305 (Sn96.5 /Ag3 /Cu0.5) Lead Free solder paste.



詠業科技股份有限公司
Unictron Technologies Corporation
Website: www.unictron.com

THIS DRAWINGS AND SPECIFICATIONS ARE THE PROPERTY OF UNICTRON TECHNOLOGIES CORPORATION AND SHALL NOT BE REPRODUCED OR USED AS THE BASIS FOR THE MANUFACTURE OR SALE OF APPARATUS OR DEVICES WITHOUT PERMISSION

Prepared by : **Mina**

Designed by : **Peter**

Checked by : **Mike**

Approved by : **Herbert**

TITLE : 7.0 x 2.0 x 2.0(mm) WiFi/Bluetooth Chip Antenna (CW706) Engineering Specification

DOCUMENT NO.

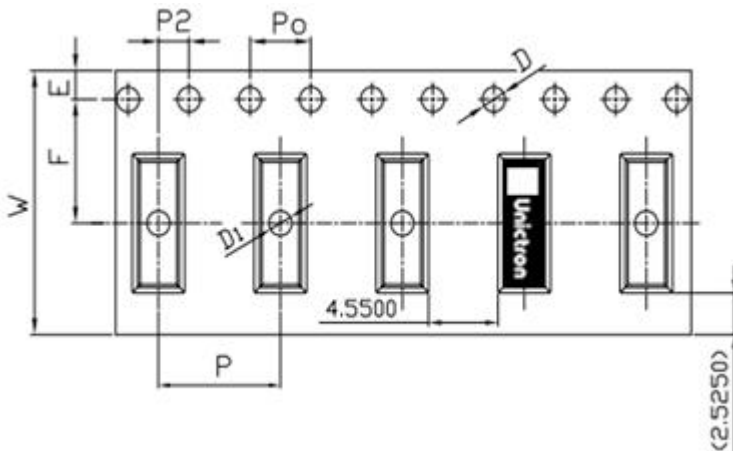
H2U36G4K1B0100

REV.
E

10. Packing

- (1) Quantity/Reel: 900 pcs/Reel
- (2) Plastic tape: Black Conductive Polystyrene.

a. Tape Drawing



b. Tape Dimensions (unit: mm)

Feature	Specifications	Tolerances
W	16.00	±0.30
P	8.00	±0.10
E	1.75	±0.10
F	7.5	±0.10
P2	2.00	±0.10
D	1.50	+0.10 -0.00
D1	1.50	±0.10
Po	4.00	±0.10
10Po	40.00	±0.20

11. Operating & Storage Conditions

11-1. Operating

- (1) Maximum Input Power: 2 W
- (2) Operating Temperature: -40°C to 85°C
- (3) Relative Humidity: 10% to 70%

11-2. Storage (sealed)

- (1) Storage Temperature: -5°C to 40°C
- (2) Relative Humidity: 20% to 70%
- (3) Shelf Life: 1 year

11-3. Storage (unsealed)

Meet the criteria of J-STD-033 MSL2a

11-4. Storage (After mounted on customer's PCB with SMT process)

- (1) Storage Temperature: -40°C to 85°C
- (2) Relative Humidity: 10% to 70%



詠業科技股份有限公司
Unictron Technologies Corporation
Website: www.unictron.com

THIS DRAWINGS AND SPECIFICATIONS ARE THE PROPERTY OF UNICTRON TECHNOLOGIES CORPORATION AND SHALL NOT BE REPRODUCED OR USED AS THE BASIS FOR THE MANUFACTURE OR SALE OF APPARATUS OR DEVICES WITHOUT PERMISSION

Prepared by : **Mina**

Designed by : **Peter**

Checked by : **Mike**

Approved by : **Herbert**

TITLE : 7.0 x 2.0 x 2.0(mm) WiFi/Bluetooth Chip Antenna (CW706) Engineering Specification

DOCUMENT NO.

H2U36G4K1B0100

REV.

E

12. Notice

(1) Installation Guide:

Please refer to Unictron's application note "General guidelines for the installation of Unictron's chip antennas" for further information.

(2) All specifications are subject to change without notice.



詠業科技股份有限公司
Unictron Technologies Corporation
Website:www.unictron.com

THIS DRAWINGS AND SPECIFICATIONS ARE THE PROPERTY OF UNICTRON TECHNOLOGIES CORPORATION AND SHALL NOT BE REPRODUCED OR USED AS THE BASIS FOR THE MANUFACTURE OR SALE OF APPARATUS OR DEVICES WITHOUT PERMISSION

Prepared by : **Mina**

Designed by : **Peter**

Checked by : **Mike**

Approved by : **Herbert**

TITLE : 7.0 x 2.0 x 2.0(mm) WiFi/Bluetooth Chip Antenna
(CW706) Engineering Specification

DOCUMENT NO.

H2U36G4K1B0100

REV.
E