

## 10A, 45V Low $V_F$ Trench Schottky Surface Mount Rectifier

### FEATURES

- Patented Trench Schottky technology
- Excellent high temperature stability
- Low forward voltage
- Low power loss / high efficiency
- High forward surge capability
- Ideal for automated placement
- Moisture sensitivity level: level 1, per J-STD-020
- RoHS Compliant
- Halogen-free according to IEC 61249-2-21

### APPLICATIONS

- Switching mode power supply (SMPS)
- Adapters
- DC to DC converters

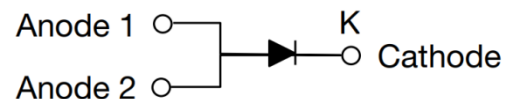
### MECHANICAL DATA

- Case: TO-277A (SMPC)
- Molding compound meets UL 94V-0 flammability rating
- Terminal: Matte tin plated leads, solderable per J-STD-002
- Meet JESD 201 class 1A whisker test
- Polarity: Indicated by cathode band
- Weight: 0.095g (approximately)

KEY PARAMETERS		
PARAMETER	VALUE	UNIT
$I_F$	10	A
$V_{RRM}$	45	V
$I_{FSM}$	275	A
$T_{J\ MAX}$	150	°C
Package	TO-277A (SMPC)	
Configuration	Single die	



**TO-277A (SMPC)**



ABSOLUTE MAXIMUM RATINGS ( $T_A = 25^\circ\text{C}$ unless otherwise noted)			
PARAMETER	SYMBOL	TSP10U45S	UNIT
Marking code on the device		10U45	
Repetitive peak reverse voltage	$V_{RRM}$	45	V
Reverse voltage, total rms value	$V_{R(RMS)}$	31	V
Forward current	$I_F$	10	A
Surge peak forward current, 8.3ms single half sine wave superimposed on rated load	$I_{FSM}$	275	A
Junction temperature	$T_J$	-55 to +150	°C
Storage temperature	$T_{STG}$	-55 to +150	°C

<b>THERMAL PERFORMANCE</b>			
PARAMETER	SYMBOL	TYP	UNIT
Junction-to-lead thermal resistance	$R_{\theta JL}$	25	°C/W

<b>ELECTRICAL SPECIFICATIONS</b> ( $T_A = 25^\circ\text{C}$ unless otherwise noted)					
PARAMETER	CONDITIONS	SYMBOL	TYP	MAX	UNIT
Forward voltage <sup>(1)</sup>	$I_F = 5\text{A}, T_J = 25^\circ\text{C}$	$V_F$	0.37	-	V
	$I_F = 10\text{A}, T_J = 25^\circ\text{C}$		0.42	0.46	V
	$I_F = 5\text{A}, T_J = 125^\circ\text{C}$		0.28	-	V
	$I_F = 10\text{A}, T_J = 125^\circ\text{C}$		0.37	0.41	V
Reverse current @ rated $V_R$ <sup>(2)</sup>	$T_J = 25^\circ\text{C}$	$I_R$	-	300	μA
	$T_J = 125^\circ\text{C}$		-	140	mA

**Notes:**

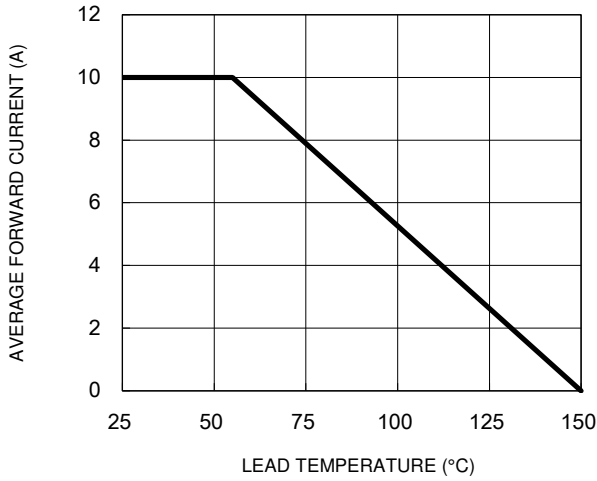
1. Pulse test with PW = 0.3ms
2. Pulse test with PW = 30ms

<b>ORDERING INFORMATION</b>		
ORDERING CODE	PACKAGE	PACKING
TSP10U45S	TO-277A (SMPC)	6,000 / Tape & Reel

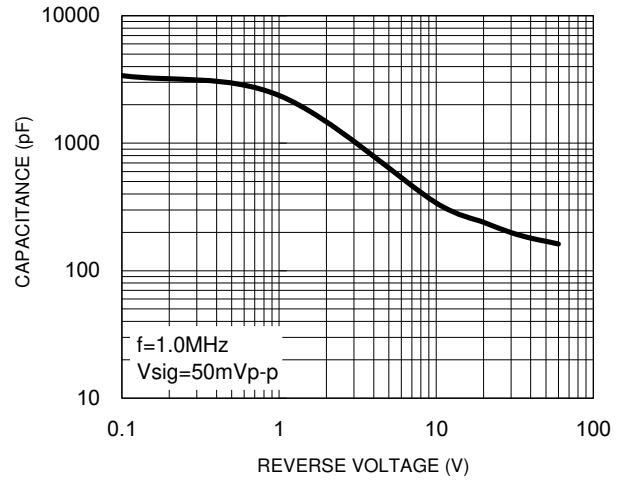
**CHARACTERISTICS CURVES**

( $T_A = 25^\circ\text{C}$  unless otherwise noted)

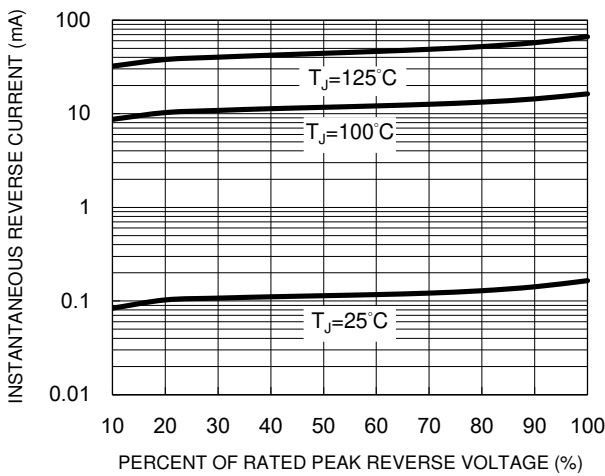
**Fig.1 Forward Current Derating Curve**



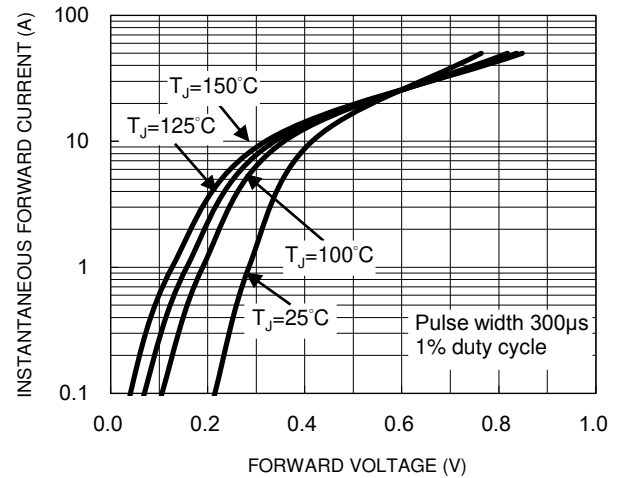
**Fig.2 Typical Junction Capacitance**



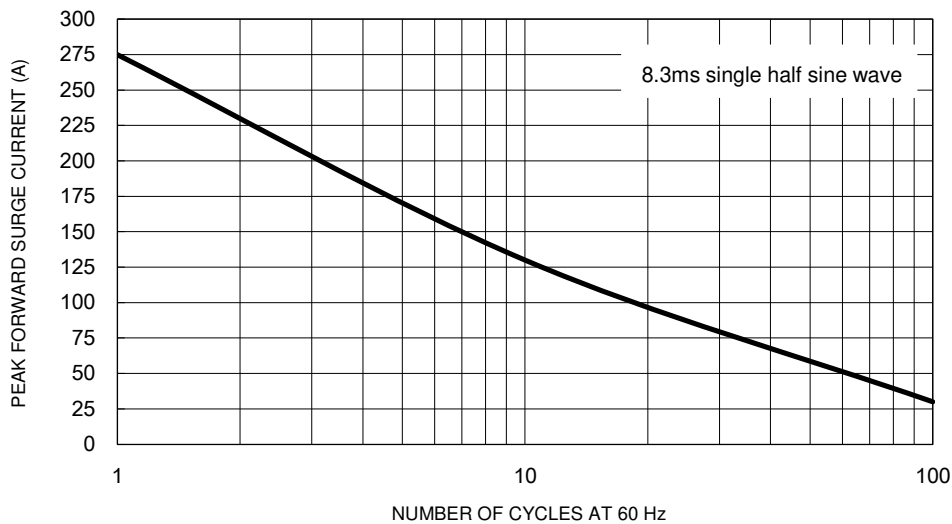
**Fig.3 Typical Reverse Characteristics**



**Fig.4 Typical Forward Characteristics**

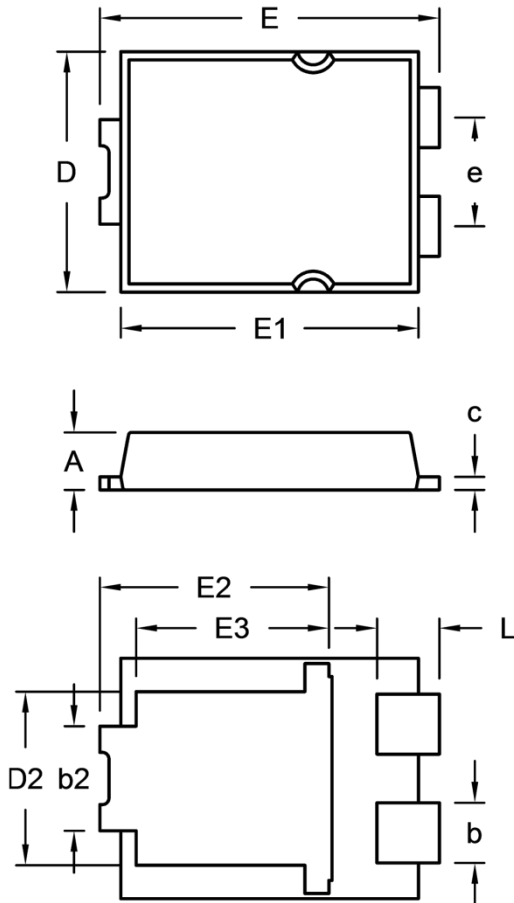


**Fig.5 Maximum Non-Repetitive Forward Surge Current**



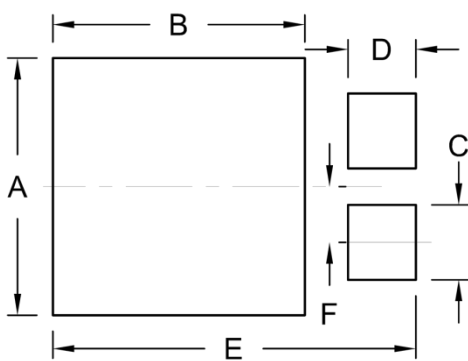
**PACKAGE OUTLINE DIMENSIONS**

TO-277A (SMPC)



DIM.	Unit (mm)		Unit (inch)	
	Min.	Max.	Min.	Max.
A	1.000	1.200	0.039	0.047
b	1.000	1.300	0.039	0.051
b2	1.850	2.150	0.073	0.085
c	0.175	0.325	0.007	0.013
D	4.550	4.650	0.179	0.183
D2	3.170	3.470	0.125	0.137
E	6.350	6.650	0.250	0.262
E1	5.650	5.750	0.222	0.226
E2	4.235	4.535	0.167	0.179
E3	3.540	3.840	0.139	0.151
e	1.930	2.230	0.076	0.088
L	1.043	1.343	0.041	0.053

**SUGGESTED PAD LAYOUT**



Symbol	Unit (mm)	Unit (inch)
A	4.80	0.189
B	4.72	0.186
C	1.40	0.055
D	1.27	0.050
E	6.80	0.268
F	1.04	0.041

**MARKING DIAGRAM**



- P/N = Marking Code
- YW = Date Code
- F = Factory Code

## **Notice**

Specifications of the products displayed herein are subject to change without notice. TSC or anyone on its behalf assumes no responsibility or liability for any errors or inaccuracies.

Purchasers are solely responsible for the choice, selection, and use of TSC products and TSC assumes no liability for application assistance or the design of Purchasers' products.

Information contained herein is intended to provide a product description only. No license, express or implied, to any intellectual property rights is granted by this document. Except as provided in TSC's terms and conditions of sale for such products, TSC assumes no liability whatsoever, and disclaims any express or implied warranty, relating to sale and/or use of TSC products including liability or warranties relating to fitness for a particular purpose, merchantability, or infringement of any patent, copyright, or other intellectual property right.

The products shown herein are not designed for use in medical, life-saving, or life-sustaining applications. Customers using or selling these products for use in such applications do so at their own risk and agree to fully indemnify TSC for any damages resulting from such improper use or sale.