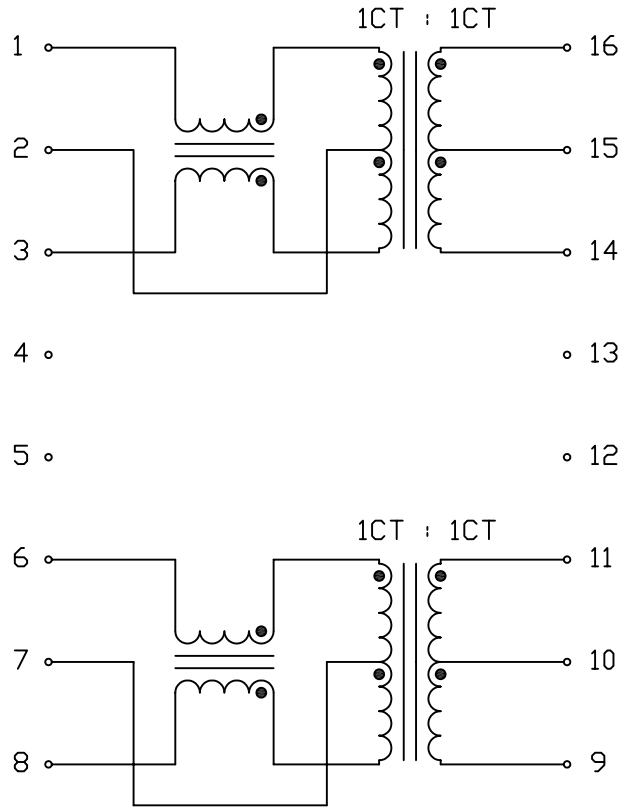


THE INFORMATION CONTAINED HEREIN IS CONSIDERED "PROPRIETARY" TO BEL FUSE INC. AND SHALL NOT BE COPIED, REPRODUCED OR DISCLOSED WITHOUT THE WRITTEN APPROVAL OF BEL FUSE INC.

ELECTRICAL CHARACTERISTICS @25°C



SCHEMATIC



URNS RATIO  
 Tx (1-2-3) : (16-15-14)  
 Rx (6-7-8) : (11-10-9)

1CT : 1CT  
 1CT : 1CT

POLARITY

PER DOT CONVENTION

□CL (-40°C TO +85°C OPERATING TEMP)  
 TX (16-14)  
 RX (11-9)

350μH MIN  
 @100kHz, 100mV  
 WITH 8mA DC BIAS

LEAKAGE INDUCTANCE, Le  
 TX (16-14) WITH 1-3 SHORTED  
 RX (11-9) WITH 6-8 SHORTED

0.35μH MAX  
 @1MHz 20mV

INTERWINDING CAPACITANCE, Cw/w  
 TX (1-3 TO 16-14)  
 RX (6-8 TO 11-9)

30pF MAX  
 @1MHz 20mV

DC RESISTANCE  
 (1-3) = (6-8)  
 (16-14) = (11-9)

2.0□HM MAX  
 1.0□HM MAX

INSERTION LOSS  
 @100kHz TO 100MHz

1.0dB MAX

RETURN LOSS (UNDER 100□HM ±15% ENVIRONMENT)  
 @100kHz TO 30MHz  
 @30 TO 60MHz  
 @60 TO 80MHz

18dB MIN  
 18-20LOG(F/30MHz) dB MIN  
 12dB MIN

COMMON TO COMMON MODE ATTENUATION  
 @0.1 TO 100MHz

30dB MIN

CROSSTALK  
 @1MHz  
 @30MHz  
 @60MHz  
 @100MHz

65dB MIN  
 55dB MIN  
 45dB MIN  
 35dB MIN

COMMON TO DIFFERENTIAL MODE ATTENUATION  
 @0.1 TO 100MHz

40dB MIN

HIPOT

1500Vrms

REV. : E PAGE : 2

ORIGINATED BY	DATE
Alice Pang	2015-01-26
DRAWN BY	DATE
ZC Guo	2015-01-26

TITLE
10/100BT MAGNETICS MODULE
S558-5999-T5-F

PART NO. / DRAWING NO.
X5585999T5-F
FILE NAME
X5585999T5FE.DWG

STANDARD DIM.	[ ] METRIC DIM. AS REF.
TOL. IN INCH	UNIT : INCH [mm]
.X	SCALE : N/A
.XX	SIZE : A4
.XXX	

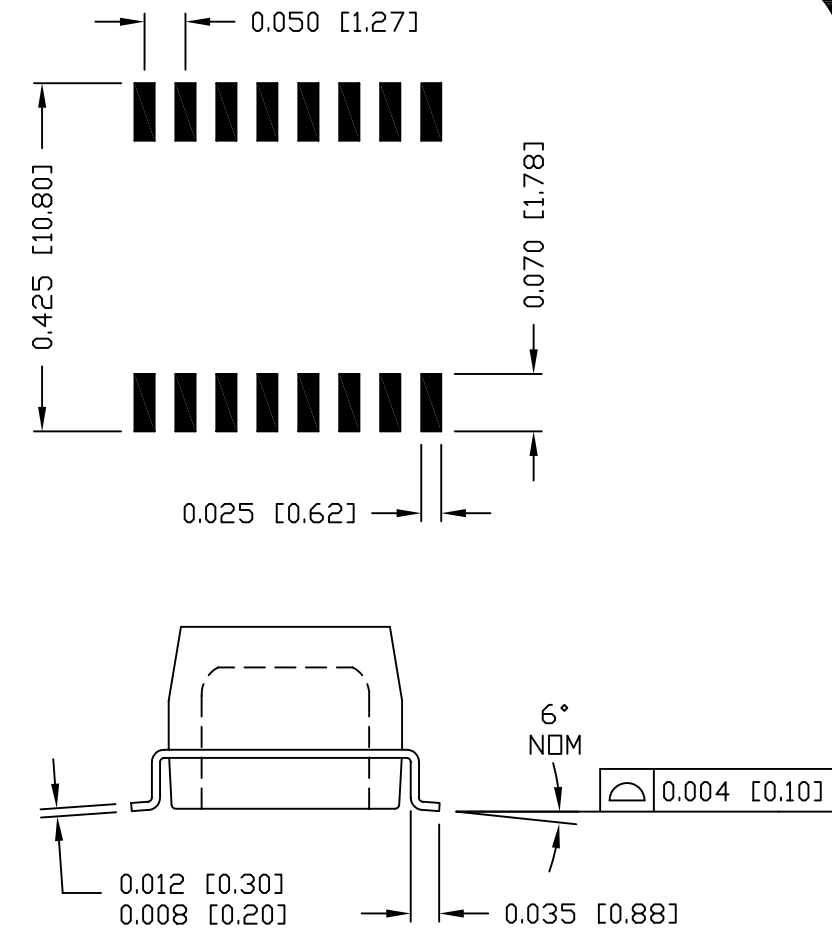
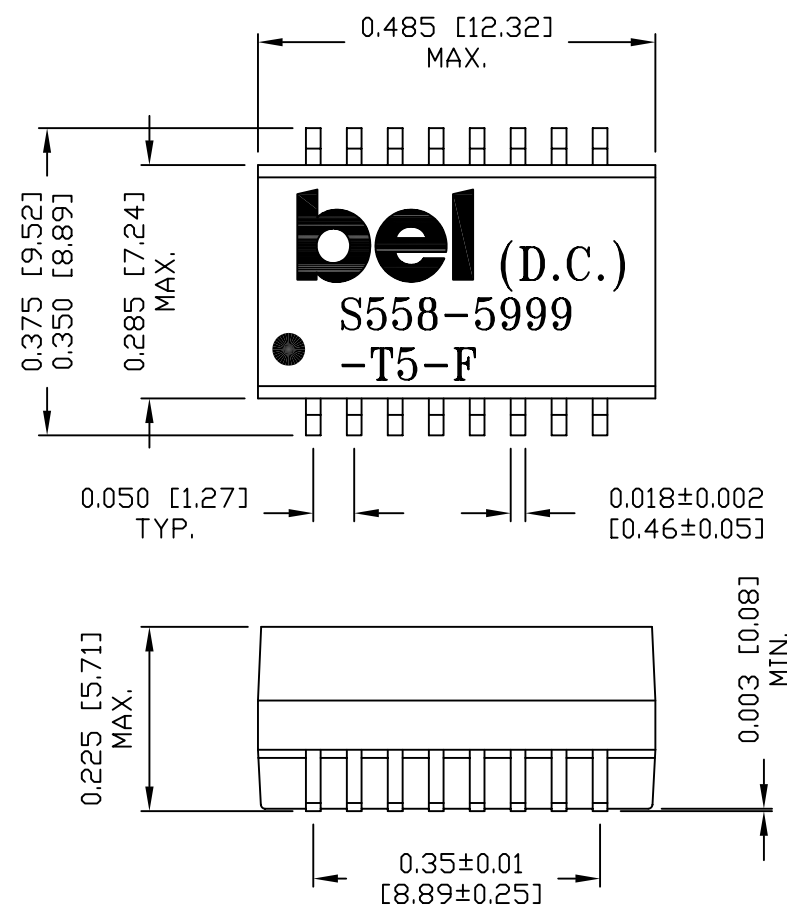


THE INFORMATION CONTAINED HEREIN IS CONSIDERED "PROPRIETARY" TO BEL FUSE INC. AND SHALL NOT BE COPIED, REPRODUCED OR DISCLOSED WITHOUT THE WRITTEN APPROVAL OF BEL FUSE INC.

RoHS



SUGGESTED PCB PAD LAYOUT



NOTES:

- STANDARD MARKING REFER TO DOC. HAND-WORK-04.
- PACKAGE CODE: "QBS001".

ORIGINATED BY		DATE	TITLE  MECHANICAL DRAWING  S558-5999-T5-F	PART NO. / DRAWING NO.		STANDARD DIM. [ ] METRIC DIM. AS REF.		REV. : E	PAGE : 3
DRAWN BY		DATE		FILE NAME		TOL. IN INCH		UNIT : INCH [mm]	
ZC Guo		2015-01-26		X5585999T5FE.DWG		.X .XX ±0.01 .XXX ±0.005		SCALE : N/A	
						SIZE : A4		 POWER   PROTECT   CONNECT	