

NOTES:

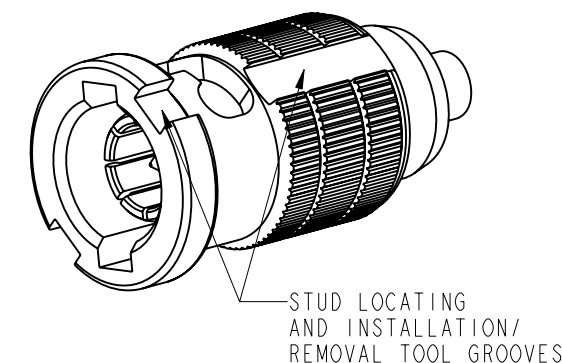
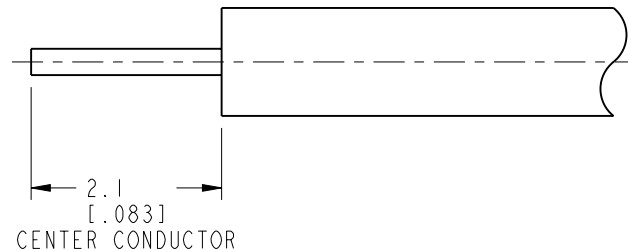
1. MATERIALS AND FINISHES:
 BODY - BRASS, GOLD PLATING
 BAYONET SLEEVE - BRASS, NICKEL PLATING
 OUTER CONTACT - BeCu, NICKEL PLATING
 CONTACT - PHOSPHOR BRONZE, GOLD PLATING
 INSULATOR - PTFE
2. ELECTRICAL:
 A. IMPEDANCE: 50 OHM
 B. FREQUENCY RANGE: DC - 6 GHz
 C. RETURN LOSS : 30 dB MIN. @ 6 GHz
 D. DIELECTRIC WITHSTANDING VOLTAGE: 500 VRMS, MIN.
 E. INSULATION RESISTANCE: 10,000 MΩ MIN
3. MECHANICAL:
 A. DURABILITY: 500 CYCLES MIN.
 B. TEMPERATURE RANGE: -65° C TO +165° C
4. ENVIRONMENTAL:
 A. THERMAL SHOCK PER MIL-STD-202 METHOD 107
 TEST CONDITION B (EXCEPT HIGH TEMP @200°C)
 B. VIBRATION: MIL-STD-202 METHOD 204 TEST CONDITION B
 C. SHOCK: MIL-STD-202 METHOD 213 TEST CONDITION B
 D. CORROSION: MIL-STD-202 METHOD 101
 TEST CONDITION B 5% SALT SOLUTION
5. PACKAGING:
 A. QUANTITY: SINGLE PACK
 B. MARKING: MARK BAG OR TAG:
 "AMPHENOL RF, 34-5027 DATE CODE
 U.S. PATENT NO. 7,553,177"
6. HIGH DENSITY INSTALLATION/REMOVAL TOOL: 227-T2000
7. CABLE ASSEMBLY INSTRUCTIONS:
 A. TRIM CABLE AS SHOWN
 B. SLIDE INSULATOR DISC OVER THE CABLE CENTER CONDUCTOR.
 C. SOLDER BULLET CONTACT TO CABLE CENTER CONDUCTOR
 INSERT CABLE WITH BULLET CONTACT INTO BODY
 D. SOLDER OUTER CONDUCTOR OF CABLE TO BODY.

8 SHOWS CABLE ENTRY DIMENSIONS.

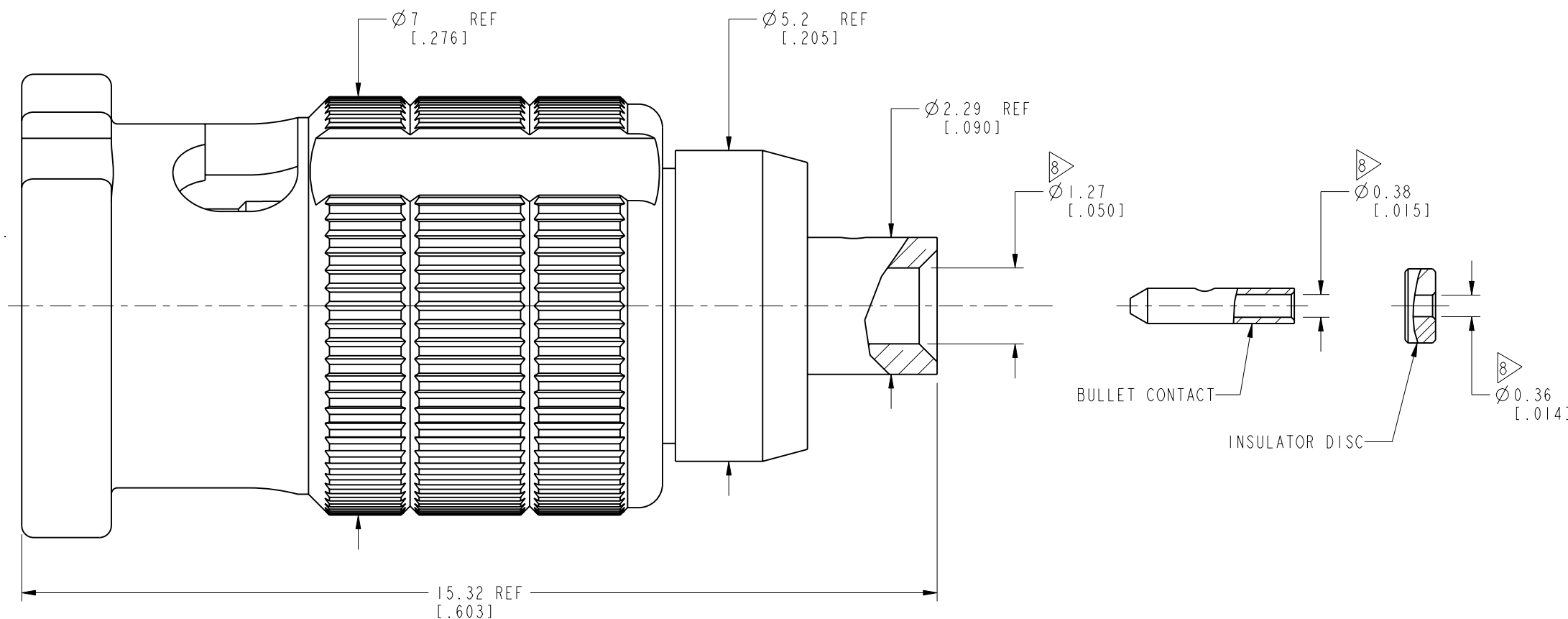
THIRD ANGLE PROJ.

REVISIONS

REV	DESCRIPTION	DATE	ECO	APPR
A	RELEASE TO MFG.	12-Apr-13	49282	TD



RECOMMENDED CABLE STRIPPING DIMENSIONS



PROTECTED UNDER U.S. PATENT # 7,553,177

CUSTOMER OUTLINE DRAWING

ALL OTHER SHEETS ARE FOR INTERNAL USE ONLY

UNLESS OTHERWISE SPECIFIED, DIMENSIONS ARE IN METRIC AND TOLERANCES ARE:
 <0.5mm ±0.05mm 0.5 - 6mm ±0.1mm 6 - 30mm ±0.2mm 30 - 120mm ±0.3mm ANGLES ±1°

NOTICE - These drawings, specifications, or other data (1) are, and remain the property of Amphenol corp. (2) must be returned upon request; and (3) are confidential and not to be disclosed to any person other than those to whom they are given by Amphenol Corp. the furnishing of these drawings, specifications, or other data by Amphenol Corp., or to any other person to anyone for any purpose is not to be regarded by implication or otherwise in any manner licensing, granting rights to permitting such holder or any other person to manufacture, use or sell any product, process or design, patented or otherwise, that may in any way be related to or disclosed by said drawings, specifications, or other data.

MATERIAL SEE NOTES	DRAWN T. DENG	DATE 12-Apr-13	TITLE 50 OHM HD-BNC STR PLUG FOR 0.047" CONFORMABLE CABLE	Amphenol RF www.amphenolrf.com
REFERENCE EAR # 5400	ENGINEER RAJAVIJAYAN S	DATE 20-Jul-12	SCALE: 11.0:1.0 SHEET 2 OF 2	
CONFIGURATION LEVEL: □□□□	APPROVED H. HE	DATE 12-Apr-13	DWG SIZE B	DRAWING NO. 34-5027
FINISH	CAD FILE		REV A	ITEM NO. 34-5027
				PART NO. 34-5027