

1744427-8 ✓ ACTIVE



Economy Power

TE Internal #: 1744427-8

PCB Mount Header, Vertical, Wire-to-Board, 8 Position, 3.96 mm [.156 in] Centerline, Fully Shrouded, Tin, Through Hole - Solder, Economy Power

[View on TE.com >](#)

Connectors > PCB Connectors > PCB Headers & Receptacles



Connector System: **Wire-to-Board**

Number of Positions: **8**

Number of Rows: **1**

Centerline (Pitch): **3.96 mm [.156 in]**

PCB Mount Orientation: **Vertical**

Features

Product Type Features

Connector System	Wire-to-Board
Header Type	Fully Shrouded
Sealable	No
Connector & Contact Terminates To	Printed Circuit Board
PCB Connector Assembly Type	PCB Mount Header

Configuration Features

Connector Contact Load Condition	Fully Loaded
Number of Positions	8
Number of Rows	1
PCB Mount Orientation	Vertical

Electrical Characteristics

Operating Voltage	250 VAC
-------------------	---------

Body Features

Primary Product Color	Natural
-----------------------	---------



Contact Features

Mating Square Post Dimension	1.14 mm[.045 in]
PCB Contact Termination Area Plating Material Thickness	1 µm[39.37 µin]
Contact Layout	Inline
Contact Underplating Material Thickness	1.27 µm[50 µin]
Contact Mating Area Plating Material Thickness	1 µm[39.37 µin]
PCB Contact Termination Area Plating Material Finish	Matte
Contact Mating Area Plating Material Finish	Matte
Contact Underplating Material	Nickel
PCB Contact Termination Area Plating Material	Tin
Contact Base Material	Brass
Contact Mating Area Plating Material	Tin
Contact Type	Pin
Contact Current Rating (Max)	8 A

Termination Features

Square Termination Post & Tail Dimension	1.14 mm[.045 in]
Termination Post & Tail Length	3.62 mm[.142 in]
Termination Method to Printed Circuit Board	Through Hole - Solder

Mechanical Attachment

PCB Mount Alignment Type	Locating Posts
Mating Alignment Type	Polarization
Mating Retention	With
Panel Mount Feature	Without
Connector Mounting Type	Board Mount
Mating Alignment	With
PCB Mount Alignment	With
PCB Mount Retention	Without

Housing Features

Housing Material	Nylon
Centerline (Pitch)	3.96 mm[.156 in]

Dimensions

	.07 in
--	--------



Connector Height	12 mm[.472 in]
------------------	----------------

Connector Width	9.58 mm[.37 in]
-----------------	-----------------

Usage Conditions

Operating Temperature Range	-55 – 105 °C[-67 – 221 °F]
-----------------------------	----------------------------

Operation/Application

Circuit Application	Power & Signal
---------------------	----------------

Industry Standards

Glow Wire Rating	Glow Wire
------------------	-----------

Agency/Standard	UL
-----------------	----

Approved Standards	UL E28476
--------------------	-----------

UL Flammability Rating	UL 94V-2
------------------------	----------

Packaging Features

Packaging Quantity	250
--------------------	-----

Packaging Type	Bag
----------------	-----

Product Compliance

[For compliance documentation, visit the product page on TE.com>](#)

EU RoHS Directive 2011/65/EU	Compliant
------------------------------	-----------

EU ELV Directive 2000/53/EC	Compliant
-----------------------------	-----------

China RoHS 2 Directive MIIT Order No 32, 2016	No Restricted Materials Above Threshold
---	---

EU REACH Regulation (EC) No. 1907/2006	Current ECHA Candidate List: JUNE 2023 (235) Candidate List Declared Against: JUNE 2023 (235) Does not contain REACH SVHC
--	---

Halogen Content	Not Low Halogen - contains Br or Cl > 900 ppm.
-----------------	--

Solder Process Capability	Wave solder capable to 265°C
---------------------------	------------------------------

Product Compliance Disclaimer

This information is provided based on reasonable inquiry of our suppliers and represents our current actual knowledge based on the information they provided. This information is subject to change. The part numbers that TE has identified as EU RoHS compliant have a maximum concentration of 0.1% by weight in homogenous materials for lead, hexavalent chromium, mercury, PBB, PBDE, DBP, BBP, DEHP, DIBP, and 0.01% for cadmium, or qualify for an exemption to these limits as defined in the Annexes of Directive 2011/65/EU (RoHS2). Finished electrical and electronic equipment products will be CE marked as required by Directive 2011/65/EU. Components may not be CE marked. Additionally, the part numbers that TE has identified as EU ELV compliant have a maximum concentration of 0.1% by weight in homogenous materials for lead, hexavalent chromium, and mercury, and 0.01% for cadmium, or qualify for an exemption to these limits as defined in the Annexes of Directive 2000/53/EC (ELV). Regarding the REACH Regulation, the information TE provides

on SVHC in articles for this part number is based on the latest European Chemicals Agency (ECHA) 'Guidance on requirements for substances in articles' posted at this URL: <https://echa.europa.eu/guidance-documents/guidance-on-reach>

Compatible Parts



TE Part # 1744416-8
8 POS EP II HSG, GLOW WIRE



TE Part # 1744544-8
EP II TPA 08P, BLACK



TE Part # 1-1744427-8
EP HEADER ASY,SHROUDED,8 POS, GW,NO PIN7




TE Part # 1744357-8
3.96 EP SHROUDED HDR ASSY 8P W




TE Part # 1744497-8
08P EP-II HOUSING, GREY

Also in the Series | Economy Power




Connector Contacts(1)




Insertion & Extraction Tools(1)




PCB Headers & Receptacles(162)



PCB Latches, Locks & Retainers(2)




Power Contacts(8)



Rectangular Connector Housings(1)



Rectangular Power Connectors(302)



Wire-to-Board Connector Assemblies & Housings(142)



Wire-to-Board Connector Contacts(6)

Customers Also Bought



TE Part #200336-1
CONTACT PIN ASSY.



TE Part #87224-6
06 MODII HDR SRST UNSHRD .100



TE Part #87224-3
03 MODII HDR SRST UNSHRD .100



TE Part #87224-2
02 MODII HDR SRST UNSHRD .100



TE Part #205090-1
HD 20 SOCKET CONTACT



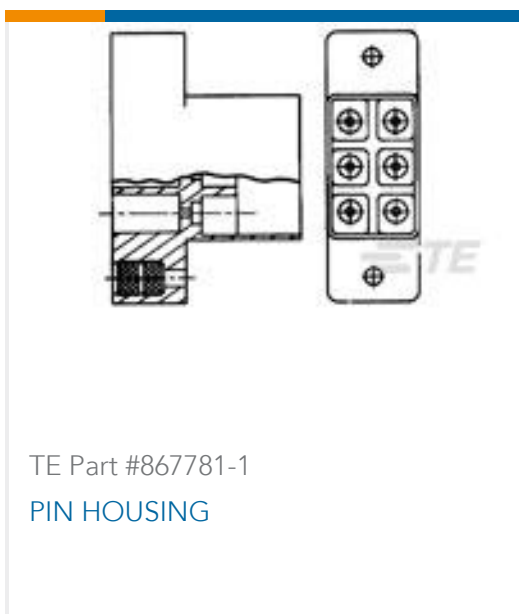
TE Part #4-87456-9
04 MODIV HSG COMP DR .100CL



TE Part #1-1877285-0
10P EP SHRD HDR ASMY, WHITE



TE Part #1744427-7
EP Header Asy, Shrouded, 7 Pos, GW



TE Part #867781-1
PIN HOUSING



TE Part #1-1744427-2
EP Header Asy, Shrouded, 12 Pos, GW

Documents

Product Drawings

[EP Header Asy, Shrouded, 8 Pos, GW](#)

English

CAD Files

[3D PDF](#)

[3D](#)

[Customer View Model](#)

[ENG_CVM_CVM_1744427-8_A.2d_dxf.zip](#)



English

Customer View Model

[ENG_CVM_CVM_1744427-8_A.3d_igs.zip](#)

English

Customer View Model

[ENG_CVM_CVM_1744427-8_A.3d_stp.zip](#)

English

By downloading the CAD file I accept and agree to the [Terms and Conditions](#) of use.

Datasheets & Catalog Pages

[Economy Power II \(EP II\) Glow Wire test compliant connectors](#)

English

[1-1773885-9 Economy Power Connectors](#)

English

Product Specifications

[Application Specification](#)

English

Agency Approvals

[UL Report](#)

English