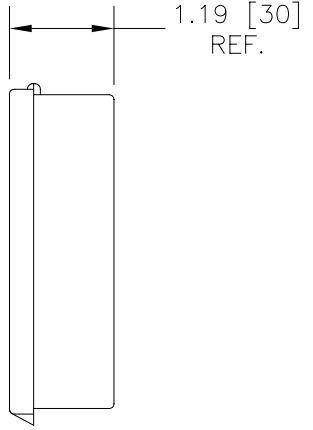
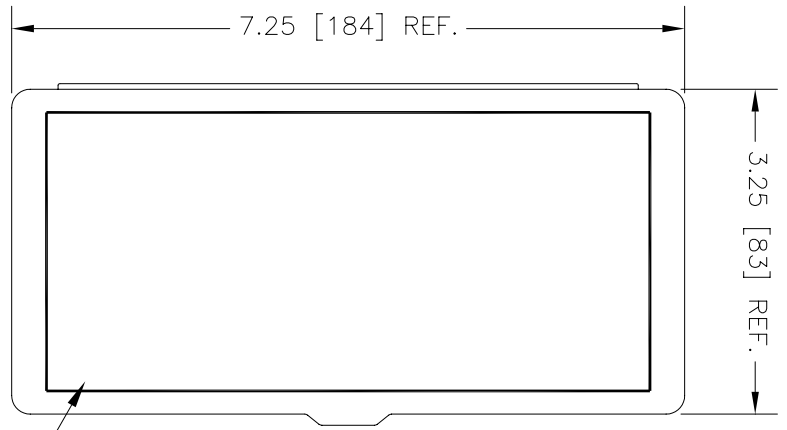
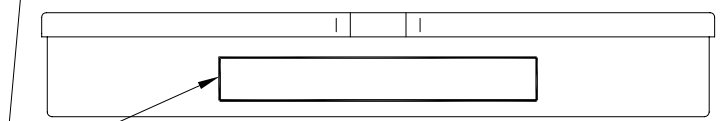


REVISIONS		
LTR	DESCRIPTION	DATE
A	INITIAL RELEASE PER DCR R040862	07/11/2005



If this document is printed it becomes uncontrolled.
Check for the latest revision.



ITEM	QTY	DWG No./SPEC No.	DESCRIPTION
8	1	HRM/01-4102-08	2-INCH "B" SOCKET WAFER
7	1	HRM/01-4102-07	2-INCH "A" SOCKET WAFER
6	1	HRM/01-4102-06	1-INCH "B" SOCKET WAFER
5	1	HRM/01-4102-05	1-INCH "A" SOCKET WAFER
4	1	HRM/01-4102-04	2-INCH "B" PIN WAFER
3	1	HRM/01-4102-03	2-INCH "A" PIN WAFER
2	1	HRM/01-4102-02	1-INCH "B" PIN WAFER
1	1	HRM/01-4102-01	1-INCH "A" PIN WAFER

NOTES:

1. NSN FOR THE PART: 5935-01-267-1078
2. DIMENSIONS SHOWN ARE FOR REFERENCE ONLY.

SPECIFICATION CONTROL DRAWING

DRAWN UNGUYEN	DATE 07/11/2005
------------------	--------------------

tyco Tyco Electronics Corporation
300 Constitution Drive
Electronics Menlo Park, CA, USA 94025 **Raychem**

UNLESS OTHERWISE SPECIFIED
DIMENSIONS ARE IN INCHES. METRIC
DIMENSIONS ARE IN BRACKETS.

DECIMAL TOLERANCES
.XXX ±
.XX ±
.X ±
ANGLE TOLERANCE
.X ±

CAD NAME R040862	THIRD ANGLE PROJECTION
---------------------	---------------------------

TITLE BDAR-BOX-MTC		
SIZE B	CODE IDENT. NO. 06090	DWG. NO. MK-0020-108-MTC
DO NOT SCALE THIS DRAWING		SHEET 1 OF 1