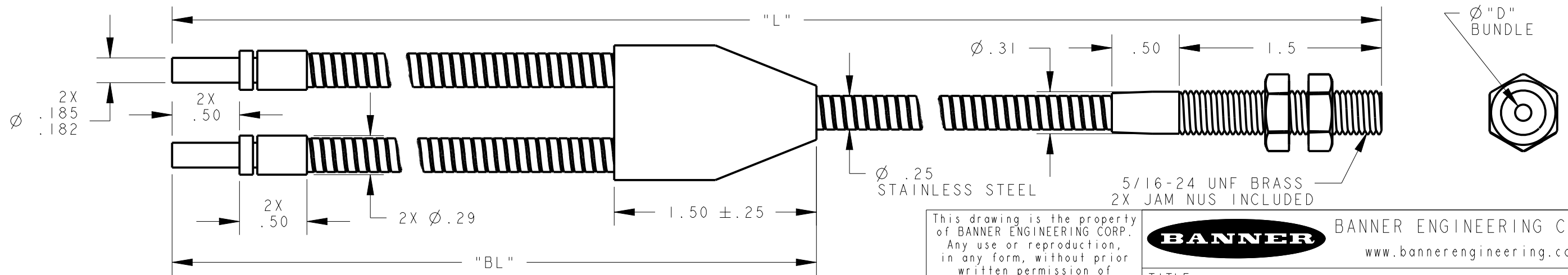


8	7	6	5	4	3	2	1
MODEL NO.	"L"	"BL"	"D"	P/N			
BT250S	600	7.5 ± .5	.125	17398			
BT.752S	24	7.5 ± .5	.046	17862			
BT.753S	36	7.5 ± .5	.046	17381			
BT11S	12	7.5 ± .5	.062	20487			
BT12S	24	7.5 ± .5	.062	20216			
BT13S	36	7.5 ± .5	.062	17264			
BT14S	48	7.5 ± .5	.062	20105			
BT15S	60	7.5 ± .5	.062	20340			
BT16S	72	7.5 ± .5	.062	20068			
BT18.3S	99	7.5 ± .5	.062	20057			
BT18S	96	7.5 ± .5	.062	20353			
BT19.6S	115	7.5 ± .5	.062	20056			
BT21.2S	14	7.5 ± .5	.125	17969			
BT21.5S	18	7.5 ± .5	.125	17266			
BT21.7S	20	7.5 ± .5	.125	20759			
BT210.5S	126	7.5 ± .5	.125	20055			
BT210S	120	7.5 ± .5	.125	17267			
BT211S	132	7.5 ± .5	.125	17383			
BT23S	36	7.5 ± .5	.125	17276			

NOTES:

- 'M600' SUFFIX INDICATES FIBER POTTED ON ANGLED END WITH EPOXY OPERATES IN MAX. TEMPERATURE OF 600°F.



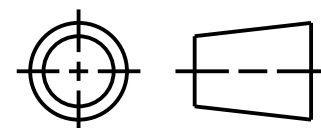
- NOTES:
- ALL DIMENSIONS ARE MILLIMETERS [INCHES] UNLESS OTHERWISE NOTED.
 - REFER TO "www.bannerengineering.com" FOR ADDITIONAL DATA AND SPECIFICATIONS.

This drawing is the property of BANNER ENGINEERING CORP. Any use or reproduction, in any form, without prior written permission of Banner is prohibited. © 2015 Banner Engineering Corp.



BANNER ENGINEERING CORP.
www.bannerengineering.com

THIRD ANGLE PROJECTION



TITLE		
BT2 SERIES SS TERMINATED		
SIZE B	DRAWING NO. 161908	REV. A
SCALE 5:4	SHEET 1 OF 3	

CREO

8	7	6	5	4	3	2	1		
MODEL NO.	"L"	"BL"	"D"	P/N	MODEL NO.	"L"	"BL"	"D"	P/N
BT25S	60	7.5 ±.5	.125	17284	BT.756S	72	7.5 ±.5	.046	23407
BT26S	72	7.5 ±.5	.125	17285	BT240S	480	7.5 ±.5	.125	00000
BT27S	84	7.5 ±.5	.125	17367	BT219S	228	7.5 ±.5	.125	24468
BT28S	96	7.5 ±.5	.125	17286	BT.55S	60	7.5 ±.5	.032	24508
BT29S	108	7.5 ±.5	.125	17287	BT226S	312	7.5 ±.5	.125	24577
BT11.2S	14	7.5 ±.5	.062	21126	BT115S	180	7.5 ±.5	.062	24590
BT249S	588	7.5 ±.5	.125	21253	BT.755S	60	7.5 ±.5	.046	24593
BT112S	144	7.5 ±.5	.062	21296	BT217S	204	7.5 ±.5	.125	24626
BT116.4S	197	7.5 ±.5	.062	21361	BT130S	360	7.5 ±.5	.062	00000
BT122S	264	7.5 ±.5	.062	21819	BT1.51.5S	18	7.5 ±.5	.090	00000
BT216S	192	7.5 ±.5	.125	21877	BT113S	156	7.5 ±.5	.062	64371
BT120S	240	7.5 ±.5	.062	22029	BT2.83S	10	7.5 ±.5	.125	64409
BT110S	120	7.5 ±.5	.062	22088	BT.446S	72	7.5 ±.5	.027	00000
BT.443S	36	7.5 ±.5	.027	22424	BT28.33S	100	7.5 ±.5	.125	00000
BT.4410S	120	7.5 ±.5	.027	22481	BT212S	144	7.5 ±.5	.125	17268
BT21.33S	16	7.5 ±.5	.125	22542	BT215S	180	7.5 ±.5	.125	17269
BT21.3S	15	7.5 ±.5	.125	22544	BT21S	12	7.5 ±.5	.125	17271
BT214S	168	7.5 ±.5	.125	22568	BT22.5S	30	7.5 ±.5	.125	20833
BT2.8S	9	4.5 ±.5	.125	22621	BT220S	240	7.5 ±.5	.125	17272
BT21.8S	21	7.5 ±.5	.125	00000	BT225S	300	7.5 ±.5	.125	17838
BT11.5S	18	7.5 ±.5	.062	22773	BT22S	24	7.5 ±.5	.125	17274
BT17S	84	7.5 ±.5	.062	22786	BT230S	360	7.5 ±.5	.125	20372
BT223S	276	7.5 ±.5	.125	22803	BT24.33S	52	7.5 ±.5	.125	20307
BT13.5S	42	7.5 ±.5	.062	22891	BT24.5S	54	7.5 ±.5	.125	17280
BT1.53S	36	7.5 ±.5	.090	23086	BT24S	48	7.5 ±.5	.125	17282
BT213S	156	7.5 ±.5	.125	23352					
BT.754S	48	7.5 ±.5	.046	23241					
BT216.4S	197	7.5 ±.5	.125	00000					
BT14.5S	54	7.5 ±.5	.062	23357					
BT1.53.5S	42	7.5 ±.5	.090	00000					

8	7	6	5	4	3	2	1		
MODEL NO.	"L"	"BL"	"D"	P/N	MODEL NO.	"L"	"BL"	"D"	P/N
BT.756S	72	7.5 ±.5	.046	23407	BT240S	480	7.5 ±.5	.125	00000
BT240S	480	7.5 ±.5	.125	00000	BT219S	228	7.5 ±.5	.125	24468
BT219S	228	7.5 ±.5	.125	24468	BT.55S	60	7.5 ±.5	.032	24508
BT.55S	60	7.5 ±.5	.032	24508	BT226S	312	7.5 ±.5	.125	24577
BT226S	312	7.5 ±.5	.125	24577	BT115S	180	7.5 ±.5	.062	24590
BT115S	180	7.5 ±.5	.062	24590	BT.755S	60	7.5 ±.5	.046	24593
BT.755S	60	7.5 ±.5	.046	24593	BT217S	204	7.5 ±.5	.125	24626
BT217S	204	7.5 ±.5	.125	24626	BT130S	360	7.5 ±.5	.062	00000
BT130S	360	7.5 ±.5	.062	00000	BT1.51.5S	18	7.5 ±.5	.090	00000
BT1.51.5S	18	7.5 ±.5	.090	00000	BT113S	156	7.5 ±.5	.062	64371
BT113S	156	7.5 ±.5	.062	64371	BT2.83S	10	7.5 ±.5	.125	64409
BT2.83S	10	7.5 ±.5	.125	64409	BT.446S	72	7.5 ±.5	.027	00000
BT.446S	72	7.5 ±.5	.027	00000	BT28.33S	100	7.5 ±.5	.125	00000
BT28.33S	100	7.5 ±.5	.125	00000	BT212S	144	7.5 ±.5	.125	17268
BT212S	144	7.5 ±.5	.125	17268	BT215S	180	7.5 ±.5	.125	17269
BT215S	180	7.5 ±.5	.125	17269	BT21S	12	7.5 ±.5	.125	17271
BT21S	12	7.5 ±.5	.125	17271	BT22.5S	30	7.5 ±.5	.125	20833
BT22.5S	30	7.5 ±.5	.125	20833	BT220S	240	7.5 ±.5	.125	17272
BT220S	240	7.5 ±.5	.125	17272	BT225S	300	7.5 ±.5	.125	17838
BT225S	300	7.5 ±.5	.125	17838	BT22S	24	7.5 ±.5	.125	17274
BT22S	24	7.5 ±.5	.125	17274	BT230S	360	7.5 ±.5	.125	20372
BT230S	360	7.5 ±.5	.125	20372	BT24.33S	52	7.5 ±.5	.125	20307
BT24.33S	52	7.5 ±.5	.125	20307	BT24.5S	54	7.5 ±.5	.125	17280
BT24.5S	54	7.5 ±.5	.125	17280	BT24S	48	7.5 ±.5	.125	17282
BT24S	48	7.5 ±.5	.125	17282					

NOTES:
1. ALL DIMENSIONS ARE MILLIMETERS [INCHES] UNLESS OTHERWISE NOTED.
2. REFER TO "www.bannerengineering.com" FOR ADDITIONAL DATA AND SPECIFICATIONS.

This drawing is the property of BANNER ENGINEERING CORP. Any use or reproduction, in any form, without prior written permission of Banner is prohibited.
© 2015 Banner Engineering Corp.

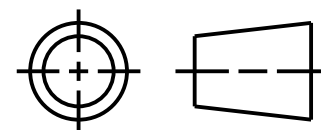
BANNER BANNER ENGINEERING CORP.
www.bannerengineering.com

TITLE
BT2 SERIES SS TERMINATED

SIZE B DRAWING NO. **161908** REV. **A**

SCALE 3:2 SHEET 2 OF 3

THIRD ANGLE PROJECTION



8	7	6	5	4	3	2	1
MODEL NO.	"L"	"BL"	"D"	P/N			
BT19S	108	7.5 ±.5	.062	83029			
BT26.3S	75	7.5 ±.5	.125	23834			
BT1.52.5S	30	7.5 ±.5	.090	23865			
BT.751.5S	18	7.5 ±.5	.046	00000			
BT221S	252	7.5 ±.5	.125	24445			
BT224S	288	7.5 ±.5	.125	24446			
BT227S	324	7.5 ±.5	.125	24447			
BT232S	384	7.5 ±.5	.125	24448			
BT236S	432	7.5 ±.5	.125	24449			



This drawing is the property of BANNER ENGINEERING CORP. Any use or reproduction, in any form, without prior written permission of Banner is prohibited. © 2015 Banner Engineering Corp.

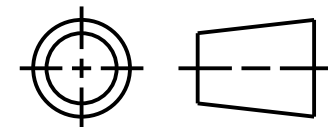
BANNER BANNER ENGINEERING CORP.
www.bannerengineering.com

TITLE
BT2 SERIES SS TERMINATED

SIZE B DRAWING NO. **161908** REV. **A**

SCALE 5:4 SHEET 3 OF 3

THIRD ANGLE PROJECTION



NOTES:
1. ALL DIMENSIONS ARE MILLIMETERS [INCHES] UNLESS OTHERWISE NOTED.
2. REFER TO "www.bannerengineering.com" FOR ADDITIONAL DATA AND SPECIFICATIONS.

CREO