THIS DRAWING IS UNPUBLISHED.
VERTRAULICH - UNVEROFFENTLICHTE ZEICHNUNG
© COPYRIGHT 2022 By -TE Connectivity
RELEASED FOR PUBLICATION AUG 2021
FREI FUER VEROEFFENTLICHUNG
ALL RIGHTS RESERVED.
ALLE RECHTE VORBEHALTEN.

MATED WITH:
PASSEND ZU: SEE NOTES

PROJEKT NR.: EGATN08333

1-1564542-1 AS SHOWN
1-1564542-1 wie gezeigt

REVISIONS
ANDERUNGEN

P	LTR	DESCRIPTION BESCHREIBUNG	DATE	DWN	APVD
	J1	ECR-15-007756	15MAY2015	SK	Krauss
	J2	ECR-21-111166	24AUG2021	DRK	AW
	J3	PCN-22-132727	02MAR2022	NS	AW
	J4	REVISED PER PCN-23-181149	17JUL2023	DM	AW

SLIDE IN LOCKED POSITION
Schieber in Verriegelungsposition

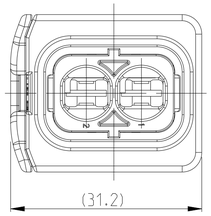

DELIVERY CONDITION:
Lieferzustand:

SECONDARY LOCKING AND SLIDE IN PRE-LOCKED POSITION
2. Kontaktsicherung und Schieber in Vorrastsstellung

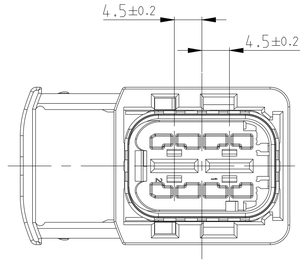

SECTION A-A
Schnitt

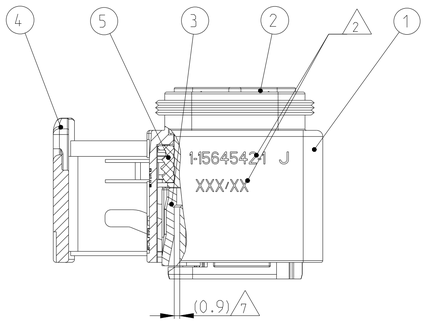

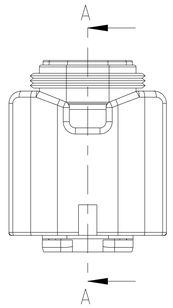

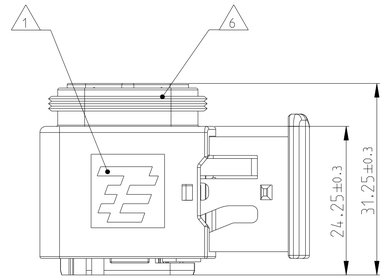

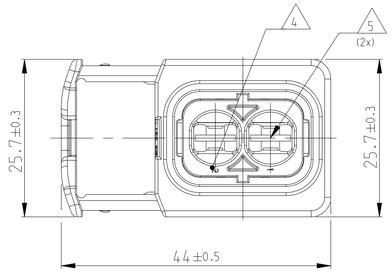

NOTES
Bemerkungen

1. TE LOGO
TE Logo

2. ASSY PN, PRODUCTION DATE (CALENDAR DAY/YEAR): MARKING OPTIONAL AS LASER ENGRAVING OR LASER WITH COLOR CHANGE
Assy PN, Produktionsdatum (Kalendertag/Jahr): Beschriftung wahlweise als Lasergravur oder Laser mit Farbumschlag

3. BULK PACKAGING IN CORRUGATED BOX
Schuettgut im Versandkarton

4. CAVITY NUMBERING
Kammer Bezeichnung

5. CAVITIES MATED WITH AMP MCP 6.3/4.8K
SEE PRODUCT GROUP DRAWING
TE NO: 1241438
MAX. WIRE SIZE: 6.0mm² FLR

Kontaktkammern passend fuer AMP MCP 6.3/4.8K
siehe Produktgruppenzeichnung
TE Nr: 1241438
max. Drahtgroessenbereich: 6.0mm² FLR

6. SUITABLE COVERS PN 1670057, 1670364
Passende Kappen PN 1670057, 1670364

7. SLIDING DISTANCE OF SECONDARY LOCKING
Verschiebeweg der 2. Kontaktsicherung

8. FITS TO TYCO INTERFACE DRAWING 114-18740-1
Passend zur Ausfuehrungsvorschrift 114-18740-1

9. SUITABLE COUNTERPART TE-NO. 1564544, 1564546
passendes Gegenstueck TE-Nr. 1564544, 1564546

10. MALFUNCTION CAUSED BY LACQUER IS NOT COVERED BY TYCO ELECTRONICS WARRANTY.
Funktionsbeeintraechtigung durch Lackieren liegt nicht im Einfluss und Gewaehrleistungsumfang von Tyco Electronics.

CODING A
Kodierung

PN 1-1564542-1

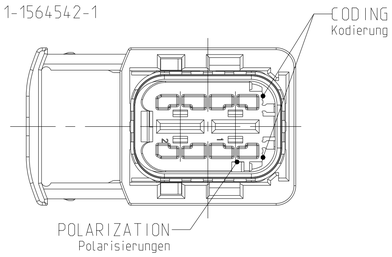

CODING B
Kodierung

PN 2-1564542-1

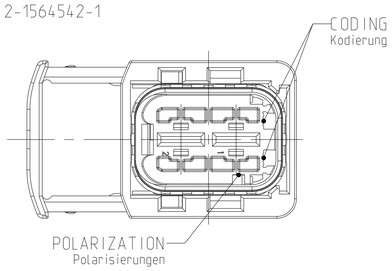

CODING C
Kodierung

PN 3-1564542-1

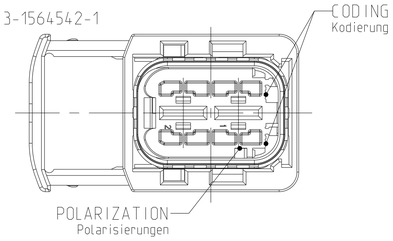

CODING D
Kodierung

PN 4-1564542-1

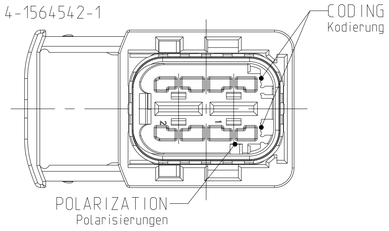

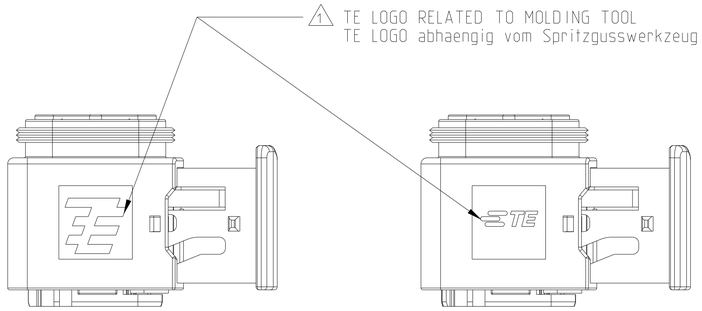

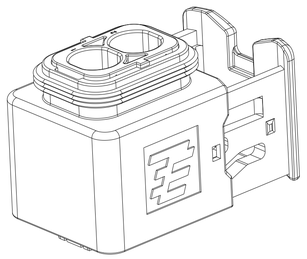

TE ORDER-NO. TE Bestell-Nr.	REV.	NO. OF POS. Polzahl	CODE Kodierung	QUANTITY Stueck							ITEM NO ASSY
4-1564542-1	J	2	D	1	-	-	-	1	1	1	4
3-1564542-1	J	2	C	1	-	-	1	-	1	1	3
2-1564542-1	J	2	B	1	-	1	-	-	1	1	2
1-1564542-1	J	2	A	1	1	-	-	-	1	1	1
				PBT-GF30 / V-0	PBT-GF30 / V-0	PBT-GF30 / V-0	PBT-GF30 / V-0	PBT-GF30 / V-0	PBT-GF30 / V-0	MVQ	MATERIAL
				BLACK schwarz	BLACK schwarz	GREY grau	GREEN gruen	BLUE blau	YELLOW gelb	WHITE weiss	COLOUR Farbe
				RECEPTACLE HOUSING Buchsengehaeuse	2POS. CAVITY BLOCK, CODE: "A" 2pol. Kammerblock, Kodierung: "A"	2POS. CAVITY BLOCK, CODE: "B" 2pol. Kammerblock, Kodierung: "B"	2POS. CAVITY BLOCK, CODE: "C" 2pol. Kammerblock, Kodierung: "C"	2POS. CAVITY BLOCK, CODE: "D" 2pol. Kammerblock, Kodierung: "D"	SECONDARY LOCKING DEVICE zweite Kontaktsicherung	U-SLIDE U-Schieber	SEAL Dichtung	DESCRIPTION Beschreibung	
				1	2	2	2	2	3	4	5		ITEM NO

THIS DRAWING IS A CONTROLLED DOCUMENT.
DIESES ZEICHNUNGSDOKUMENT WIRD DURCH AMP INCORPORATED KONTROLLIERT.
ANDERUNGEN, DIE DEM TECHNISCHEN FORTSCHRITT DIENEN, SIND VORBEHALTEN.
DEN ZWEITE LETZTGUELTIGEN AENDERUNGSSTAND ERFRAGEN SIE AUF ANFRAGE.

DIMENSIONS: MASSEINHEITEN: mm

TOLERANCES UNLESS OTHERWISE SPECIFIED:
ACC. TO ISO 8015
ACC. TO DIN 16901-140
0 PLC
1 PLC ±
2 PLC ±
3 PLC ±
4 PLC ±
ANGLES/WINKEL ±2°

MATERIAL: SEE TABLE / siehe Tabelle
FINISH/OBERFLAECHE/FARBE: SEE TABLE / siehe Tabelle

DWN: Gajanan 10FEB2009
CHK: J. Granzow 11FEB2009
APVD: Ch. Eberwein 11FEB2009
PRODUCT SPEC PRODUKTSPEZ.: 108-94020
APPLICATION SPEC VERARBEITUNGSSPEZ.: 114-18756
WEIGHT GEWICHT: 19.72 g (M)

TE Connectivity

NAME: 2POS. AMP MCP6.3/4.8K, REC HSG, ASSY
2pos. AMP MCP6.3/4.8K, Buchsengehaeuse
HEAVY DUTY SEALED CONNECTOR SERIES - GROUP C

SIZE: A1 | CAGE CODE: 00779 | DRAWING NO ZEICHNUNGS-NR.: C-1564542 | RESTRICTED TO NUR FUER: -

CUSTOMER DRAWING / KUNDENZEICHNUNG | SCALE MASSSTAB 2:1 | SHEET BLATT 1 OF VON 1 | REV J4

4805 (3/13)