

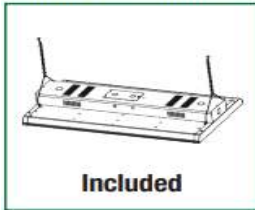
Star

LED Linear High Bays

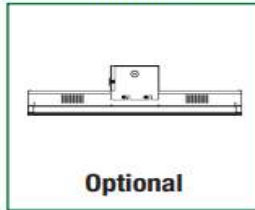
Beyond LED Technology's STAR Linear High Bay is a feature rich product in the linear high bay category, as they offer glare free and consistent illumination with up to 135 lumens per watt efficacy for maximum power savings. It is provided in a durable aluminium housing with integrated junction box design allowing easy installation. The STAR Linear High Bay comes with a white polyester powder-coat finish that can be integrated with a feedback control system.



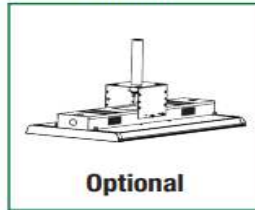
Chain/Suspension



Surface



Pendant



Optional
Motion Sensor
SKU 153487



Motion Sensor
Remote
153488



| SKU # | Model # | Product Description | Dimensions |
|--------|------------------------|--|--------------|
| 153485 | BLT-NBAY2-160/D10/U/50 | Star LED Linear High Bay 5000K 160W | 24*16*1.5 in |
| 153486 | BLT-NBAY4-320/D10/U/50 | Star LED Linear High Bay 5000K 320W | 48*16*1.5 in |

| SKU # | Model # | Watts | Lumens | CCT | Size | Input Voltage | Dimming | Certifications |
|--------|------------------------|-------|---------|-------|------|---------------|---------|----------------|
| 153485 | BLT-NBAY2-160/D10/U/50 | 160W | 21600Lm | 5000K | 2X2' | 100V-277V | 0-10V | UL & DLC |
| 153486 | BLT-NBAY4-320/D10/U/50 | 320W | 43200Lm | 5000K | 2X4' | 100V-277V | 0-10V | UL & DLC |

Product Features

- Environmentally friendly: no mercury used
- Operating temperature: -20°C to 40°C
- Integral LED driver (isolated), eliminates the need for an external driver or ballast
- Up to 135 lumens per watt
- Glare free and consistent lighting without humming
- Durable aluminium construction
- Galvanized steel with white polyester powder-coat finish
- Optional hanging mounting
- Design offering good heat dissipation ensures longer lifespan
- High Quality and Efficacy SMD2835 chips
- Universal operation at 120-277Vac 50-60Hz with adjustable wattage levels
- Slim and sleek design
- PMMA Lens
- 0-10V dimming capabilities
- Optional Plug and Play DC Motion Sensor
- Standard Chain mount included
- Optional Surface Mount and Pendant Mount
- Optional Emergency backup
- DLC listed

Specifications For SKU Number 153485



| | | |
|----------------------------|--------------------------------------|------------------------------|
| General Performance | Input Power | 160W |
| | Model | BLT-NBAY2-160/D10/U/50 |
| | CRI | >80 |
| | PF. | >0.9 |
| | Dimming | 0-10V dimming capabilities |
| | CCT | 5000K |
| | Lumens | 21600Lm |
| | Efficacy | Up to 135lm/W |
| Electrical | Beam angle | 120° |
| | Lumen Maintenance (L90, TM21 @ 25°C) | > 100,000 hours |
| Physical | Input Voltage Range | Universal 120-277Vac |
| | Frequency | 50/60Hz |
| | Operating Temperature | -20°C to 40°C |
| | Housing | Aluminum |
| | Size | 24*16*1.5 in |
| | LED Brand | Lumileds |
| | LED Type | SMD 2835 |
| | Driver | Beyond LED Technology Driver |
| | IP Rating | IP44 |
| | Warranty | 5-year standard warranty |
| | Input Power | 160W |

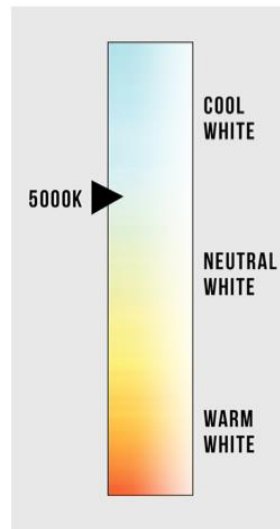
Specifications For SKU Number 153486



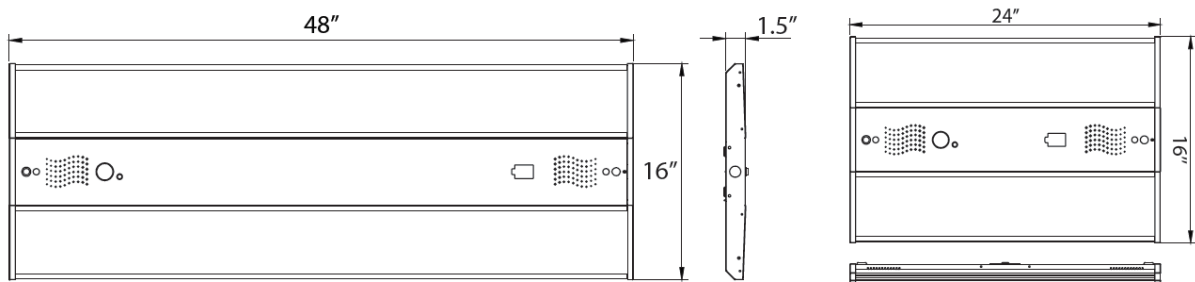
| | | |
|----------------------------|--------------------------------------|------------------------------|
| General Performance | Input Power | 320W |
| | Model | BLT-NBAY4-320/D10/U/50 |
| | CRI | >80 |
| | PF. | >0.9 |
| | Dimming | 0-10V dimming capabilities |
| | CCT | 5000K |
| | Lumens | 43200Lm |
| | Efficacy | Up to 135lm/W |
| Electrical | Beam angle | 120° |
| | Lumen Maintenance (L90, TM21 @ 25°C) | > 100,000 hours |
| Physical | Input Voltage Range | Universal 120-277Vac |
| | Frequency | 50/60Hz |
| | Operating Temperature | -20°C to 40°C |
| | Housing | Aluminum |
| Qualification | Size | 48*16*1.5 in |
| | LED Brand | Lumileds |
| | LED Type | SMD 2835 |
| | Driver | Beyond LED Technology Driver |
| | IP Rating | IP44 |
| | Warranty | 5-year standard warranty |
| | Input Power | 320W |

Photometric Data

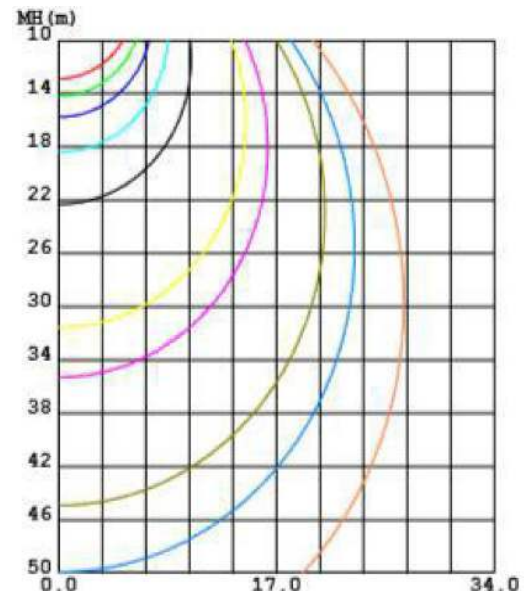
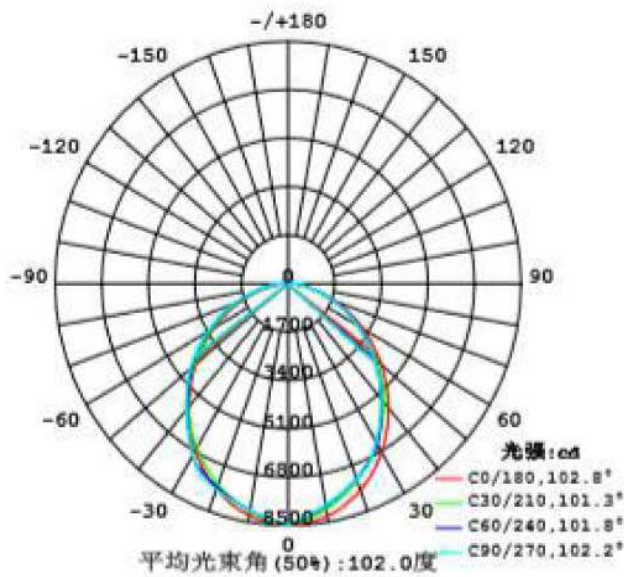
Correlated Color Temperature (CCT)



Dimensions



| SKU # | Model # | Product Description | Dimensions |
|--------|------------------------|--|--------------|
| 153485 | BLT-NBAY2-160/D10/U/50 | Star LED Linear High Bay 5000K 160W | 24*16*1.5 in |
| 153486 | BLT-NBAY4-320/D10/U/50 | Star LED Linear High Bay 5000K 320W | 48*16*1.5 in |



Installation Instructions

Caution

Fixtures must be wired in accordance with the National Electrical Code and all applicable local codes. Proper grounding is required for safety. THIS PRODUCT MUST BE INSTALLED IN ACCORDANCE WITH THE APPLICABLE INSTALLATION CODE BY A PERSON FAMILIAR WITH THE CONSTRUCTION AND OPERATION OF THE PRODUCT AND THE HAZARDS INVOLVED.

MOUNTING FIXTURE TO CEILING

Mount Housing to sturdy ceiling structure as follows:

FOR VHOOK MOUNTING

1. V Hooks (2) and Chain are provided for mounting. Secure V Hooks through Bracket Hole at back of Housing as shown (Fig. 1).
2. Fixture mounting height and spacing should be determined by application requirements.
3. Remove Access Plate and feed supply wire with strain relief conduit connector through Access Plate and make electrical connections as shown in wiring diagram. Use approved wiring connectors and wire to local NEC codes. Push all wires back into Housing. Be careful not to pinch wires.
4. Reinstall Access Plate and secure with supplied Screw (1).

Wiring and Features

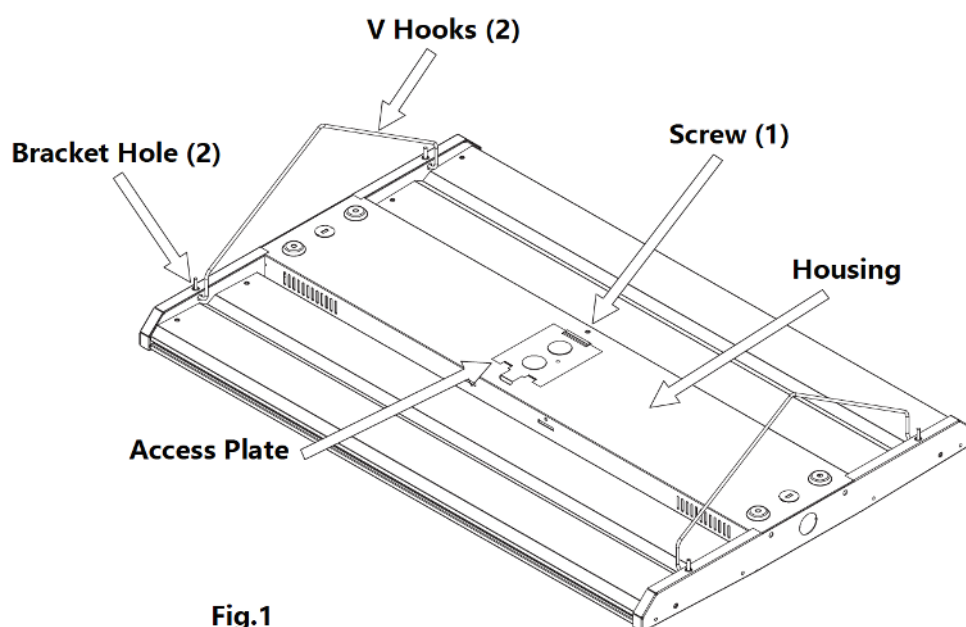


Fig.1

FOR PENDANT MOUNTING

1. Choose length of 1/2" NPS Pendant Stem.
2. Install Pendant Junction Box by mounting Pendant Junction Box with supplied Screws (4) and Washers (4) as shown (Fig. 2).
3. Feed wires through Pendant Stem and into Pendant Junction Box. Wire the housing leads to supply wires using UL listed wire connectors according to National Electrical Code and local codes in the Pendant Junction Box. Push all wires back into Pendant Junction Box, install Side Panels (2) with supplied Screws (2).

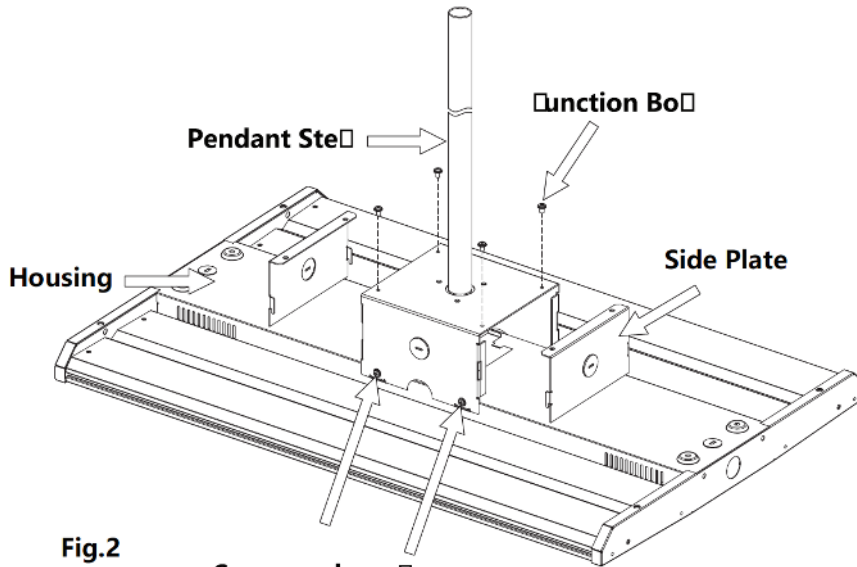


Fig.2

Screw and washers

0-10V DIMMABLE WIRING

Universal voltage driver permits operation at 120V thru 277V, 50 or 60 Hz. Sensor (ordered separately) can be disconnected with supplied quick disconnect connector. Units ordered with (/480/D10) suffix are 480V, 50Hz or 60Hz. For 0-10V Dimming, follow the wiring directions as shown (Fig. 3).

1. Connect the black fixture lead to the LINE supply lead.
2. Connect the white fixture lead to the COMMON supply lead.
3. Connect the GROUND wire from fixture to supply ground.
4. Connect the purple fixture lead to the (V+) DIM lead.
5. Connect the gray fixture lead to the (V-) DIM lead.

NOTE: Do not connect DIM V+ (purple)/ DIM V- (gray) to line voltage or supply ground.

CLEANING & MAINTENANCE

CAUTION: Be sure fixture temperature is cool enough to touch. Do not clean or maintain while fixture is energized.

1. Lens can be washed only after removing from fixture and only in a solution of warm water and any mild, non abrasive household detergent, rinsed with clean water and wiped dry. Do not use chemicals to clean Lens or fixture.
2. Do not open fixture to clean the LED. Do not touch the LED.

TROUBLESHOOTING

1. Check that the line voltage at fixture is correct. Refer to wiring directions.
2. Be sure the fixture is grounded properly.

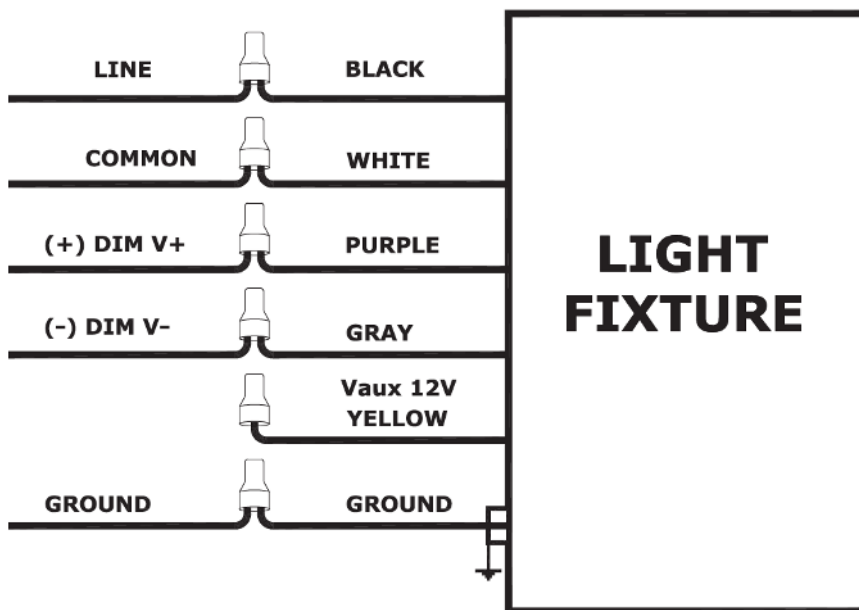
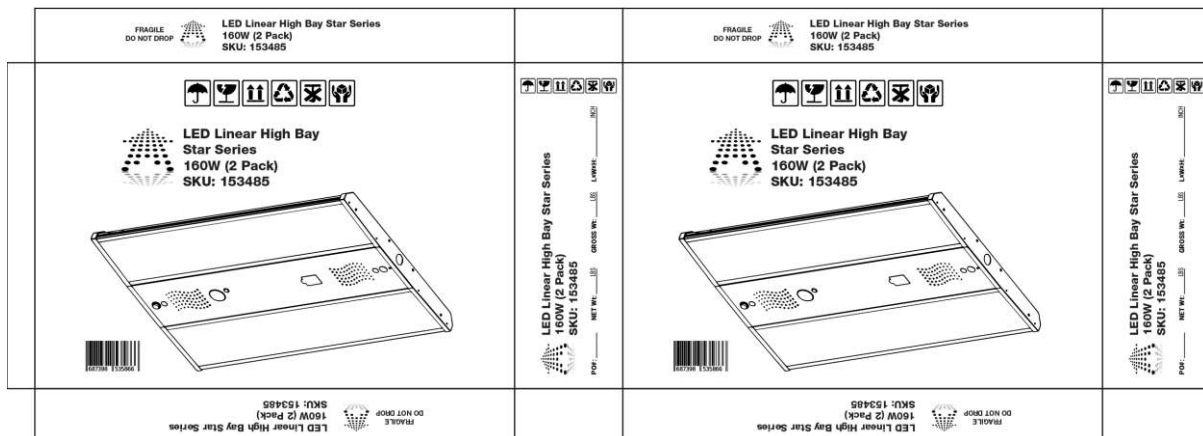


Fig. 3

Packaging

| SKU # | Model # | Product Description | Caton Size (in) | G.W (lbs) |
|--------|------------------------|-------------------------------------|-----------------|----------------|
| 153485 | BLT-NBAY2-160/D10/U/50 | Star LED Linear High 5000K 160W | 24*16*1.5 in | 28.66 (2 Pack) |
| 153486 | BLT-NBAY4-320/D10/U/50 | Star LED Linear High Bay 5000K 320W | 48*16*1.5 in | 31.3 (2 Pack) |

SKU Number 153485 Inner Box













SKU Number 153485 Outer Box

710*160*480

| | | | |
|--|--|--|--|
| | | | |
| | | | |
| | | | |

SKU Number 153486 Inner Box

| | | | |
|--|--|--|--|
|  LED Linear High Bay Star Series 320W (2 Pack) SKU: 153486 | |  LED Linear High Bay Star Series 320W (2 Pack) SKU: 153486 | |
|       | | | |
|  LED Linear High Bay Star Series 320W (2 Pack) SKU: 153486 | |  LED Linear High Bay Star Series 320W (2 Pack) SKU: 153486 | |

SKU Number 153486 Outer Box

710*160*480

| | | | |
|--|--|--|--|
| | | | |
| | | | |
| | | | |



1300*480*165mm

| | | | |
|--|--|--|--|
| | | | |
| | | | |
| | | | |


1. Please do not shake it too much during transportation, handle carefully when unloading.
2. Recommended to be stored in a warehouse of -10~ +60 °C and keep the warehouse dry.

Application:

- Warehouses
- gymnasiums
- Manufacturing Facilities







Safety Precautions

To reduce the risk of death, personal injury or property damage from fire, electric shock, falling parts, cuts/abrasions, and other hazards read all warnings and instructions included with and on the fixture box and all fixture labels.

Before installing, servicing, or performing routine maintenance upon this equipment, follow these general precautions.

Commercial installation, service and maintenance of luminaires should be performed by a qualified licensed electrician.

For the installation: If you are unsure about the installation or maintenance of the luminaires, consult a qualified licensed electrician and check your local electrical code.

To prevent wiring damage or abrasion, do not expose wiring to edges of sheet metal or other sharp objects. Do not make or alter any open holes in an enclosure of wiring or electrical components during kit installation.

WARNING: RISK OF FIRE OR ELECTRICAL SHOCK

Turn off electrical power at fuse or circuit breaker box before wiring fixture to the power supply.

Turn off the power when you perform any maintenance.

Verify that supply voltage is correct by comparing it with the luminaire label information.

Make all electrical and grounded connections in accordance with the National Electrical Code and any applicable local code requirements. All wiring connections should be capped with UL approved wire connectors.

CAUTION: RISK OF INJURY

Avoid direct eye exposure to the light source while it is on.

Account for small parts and destroy packing material, as these may be hazardous to children.

Warranty

5 Years Warranty