



Que-2-TXT™  
Questions?  
scan to text us fast



HID EQUAL LED LAMPS

ADJUSTABLE OMNI / DARK SKY



specifications

Consumption	Lumen Output	Efficacy	Voltage	CRI	Lens	Base	Heat Sink	L70 hours	SP	Ambient Temp (F)	Power Factor	UL listing	THC	Beam Angle
60 W	8,400	140 lm / W	100 - 277 V ⚡	> 80	clear polycarbonate	E39	aluminum	50,000	6 KV	-40° - 113°	> 0.9	damp location	< 20%	omni-directional

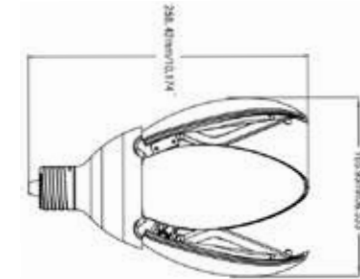
select your lamp

Part Number	Color Temp
GI-DSCC-D250-E26UL3	4000K
GI-DSCC-C250-E26UL3	5000K



other

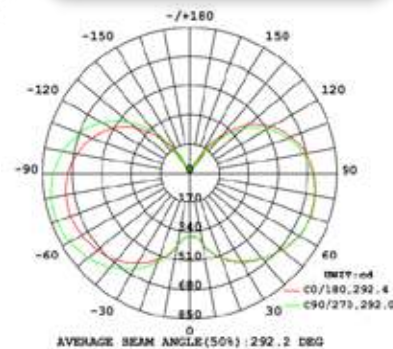
Dimensions	Warranty	Gross Weight	Case QTY
10.174" (L) x 6.533" (D)	6 years	3.66 lbs	4 pcs




Features

- No UV or IR radiation
- 50,000 hour LED lifespan based on IES LM-80 results and TM-21 calculations
- 80% energy savings compared to HID technology
- Suitable for use in dry or damp locations

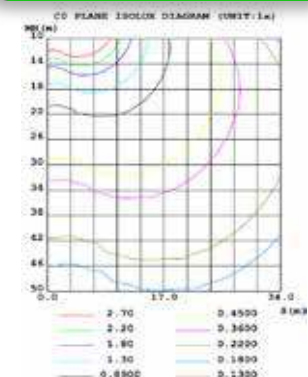
Luminous Intensity Distribution



Distance vs Illumination



Isolux Diagram



Not all product variations listed on this page may be DLC qualified. Visit [www.designlights.org/search](http://www.designlights.org/search) to confirm qualification.



/greenignite  
@greenignite



[www.greenignite.com](http://www.greenignite.com)



[info@greenignite.com](mailto:info@greenignite.com)



1-877-560-3779