

# PCB terminal block - MKDSP 25/ 3-15.00 - 1932591

Please be informed that the data shown in this PDF Document is generated from our Online Catalog. Please find the complete data in the user's documentation. Our General Terms of Use for Downloads are valid (<http://download.phoenixcontact.com>)



PCB terminal block, Nominal current: 125 A, Nom. voltage: 1000 V, Pitch: 15 mm, Number of positions: 3, Connection method: Screw connection, Mounting: Soldering, Conductor/PCB connection direction: 0 °, Color: green, For PCB mounting, please note that the conductor tractive forces directly beside the PCB terminal blocks are absorbed by bolts fastened to the housing of the device.


The figure shows a 5-pos. version of the product

## Why buy this product

- Integrated test connection
- High-capacity PCB terminal blocks with screw connection up to 35 mm<sup>2</sup> conductor cross section and a current carrying capacity of 125 A
- Unlimited 600 V UL approval
- Integrated protective guide



## Key commercial data

Packing unit	1
Minimum order quantity	1
Catalog page	Page 375 (CC-2011)
GTIN	 4 017918 902094
Custom tariff number	85369010
Country of origin	BULGARIA

## Technical data

### Dimensions / positions

Length	31 mm
Pitch	15 mm
Dimension a	30 mm
Number of positions	3
Pin dimensions	1,2 x 1,2 mm
Hole diameter	1.6 mm
Screw thread	M5
Tightening torque, min	2.5 Nm
Tightening torque max	4.5 Nm

# PCB terminal block - MKDSP 25/ 3-15.00 - 1932591

## Technical data

### Technical data

Range of articles	MKDSP 25
Insulating material group	I
Rated surge voltage (III/3)	8 kV
Rated surge voltage (III/2)	8 kV
Rated surge voltage (II/2)	8 kV
Rated voltage (III/3)	1000 V
Rated voltage (III/2)	1000 V
Rated voltage (II/2)	1000 V
Connection in acc. with standard	EN-VDE
Nominal current I <sub>N</sub>	125 A
Nominal cross section	25 mm <sup>2</sup>
Maximum load current	125 A (with 35 mm <sup>2</sup> conductor cross section)
Insulating material	PA
Inflammability class according to UL 94	V0
Internal cylindrical gage	B 7
Stripping length	18 mm
Nominal voltage, UL/CUL Use Group B	600 V
Nominal current, UL/CUL Use Group B	115 A
Nominal voltage, UL/CUL Use Group C	600 V
Nominal current, UL/CUL Use Group C	115 A

### Connection data

Conductor cross section solid min.	0.5 mm <sup>2</sup>
Conductor cross section solid max.	35 mm <sup>2</sup>
Conductor cross section stranded min.	0.5 mm <sup>2</sup>
Conductor cross section stranded max.	25 mm <sup>2</sup>
Conductor cross section stranded, with ferrule without plastic sleeve min.	1 mm <sup>2</sup>
Conductor cross section stranded, with ferrule without plastic sleeve max.	25 mm <sup>2</sup>
Conductor cross section stranded, with ferrule with plastic sleeve min.	1.5 mm <sup>2</sup>
Conductor cross section stranded, with ferrule with plastic sleeve max.	25 mm <sup>2</sup>
Conductor cross section AWG/kcmil min.	20
Conductor cross section AWG/kcmil max	2
2 conductors with same cross section, solid min.	0.5 mm <sup>2</sup>
2 conductors with same cross section, solid max.	6 mm <sup>2</sup>
2 conductors with same cross section, stranded min.	0.5 mm <sup>2</sup>
2 conductors with same cross section, stranded max.	6 mm <sup>2</sup>
2 conductors with same cross section, stranded, ferrules without plastic sleeve, min.	0.5 mm <sup>2</sup>
2 conductors with same cross section, stranded, ferrules without plastic sleeve, max.	4 mm <sup>2</sup>

# PCB terminal block - MKDSP 25/ 3-15.00 - 1932591

## Technical data

### Connection data

2 conductors with same cross section, stranded, TWIN ferrules with plastic sleeve, min.	0.5 mm <sup>2</sup>
2 conductors with same cross section, stranded, TWIN ferrules with plastic sleeve, max.	6 mm <sup>2</sup>
Minimum AWG according to UL/CUL	20
Maximum AWG according to UL/CUL	2

## Classifications

### eclass

eCl@ss 4.0	27141109
eCl@ss 4.1	27141109
eCl@ss 5.0	27141190
eCl@ss 5.1	27141190
eCl@ss 6.0	27260704
eCl@ss 7.0	27440402

### etim

ETIM 3.0	EC001121
ETIM 4.0	EC002643
ETIM 5.0	EC002643

### unspsc

UNSPSC 6.01	30211801
UNSPSC 7.0901	39121432
UNSPSC 11	39121432
UNSPSC 12.01	39121432
UNSPSC 13.2	39121432

## Approvals

### Approvals

---

#### Approvals

UL Recognized / SEV / cUL Recognized / GOST / CCA / IEC CB Scheme / GOST / cULus Recognized

---

#### Ex Approvals

---

#### Approvals submitted

---

### Approval details

# PCB terminal block - MKDSP 25/ 3-15.00 - 1932591

## Approvals

UL Recognized

		B	C
mm <sup>2</sup> /AWG/kcmil	20-10	20-2	20-2
Nominal current IN	30 A	115 A	115 A
Nominal voltage UN	600 V	600 V	600 V

SEV

mm <sup>2</sup> /AWG/kcmil	35
Nominal voltage UN	1000 V

cUL Recognized

		B	C
mm <sup>2</sup> /AWG/kcmil	20-10	20-2	20-2
Nominal current IN	30 A	115 A	115 A
Nominal voltage UN	600 V	600 V	600 V

GOST

CCA

IECEE CB Scheme

GOST

cULus Recognized

## Accessories

Accessories

Marking

# PCB terminal block - MKDSP 25/ 3-15.00 - 1932591

## Accessories

Zack Marker strip, flat - ZBF 15:UNBEDRUCKT - 0811202



Zack Marker strip, flat, Strip, white, Unlabeled, Can be labeled with: Plotter, Mounting type: Snap into flat marker groove, Lettering field: 15 x 5.2 mm

## Plug/Adapter

Reducing plug - RPS - 0201647



Reducing plug, Color: gray

## Tools

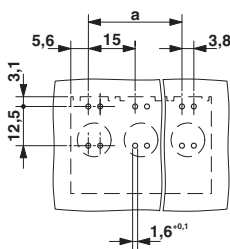
Screwdriver - SZS 1,0X6,5 VDE - 1205079



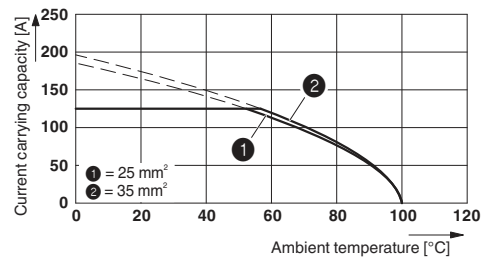
Screwdriver, bladed, VDE insulated, size: 1.0 x 6.5 x 150 mm, 2-component grip, with non-slip grip

## Drawings

Drilling diagram



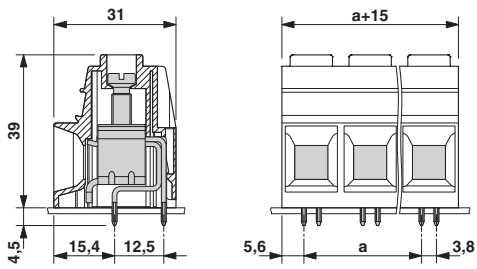
Diagram



Type: MKDSP 25/...-15,00  
Tested in accordance with DIN EN 60512-5-2:2003-01  
Reduction factor = 1  
No. of positions: 5

# PCB terminal block - MKDSP 25/ 3-15.00 - 1932591

Dimensioned drawing



© Phoenix Contact 2012 - all rights reserved  
<http://www.phoenixcontact.com>