

## 55505 Flange Mount Hall Effect Geartooth Sensor



### Features

- Ferrous target sensing
- Internal circuit protection
- Protection against severe and automotive environments
- Self adjusting magnetic range
- Automotive grade circuit protection
- High speed operation
- Short circuit and reverse voltage protection
- On board 10 bit A/D convertor

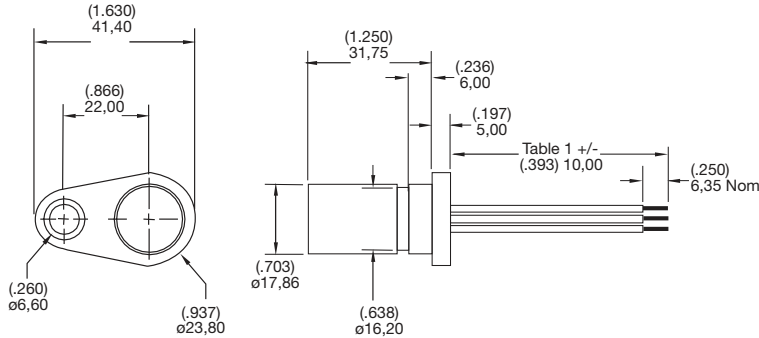
### Benefits

- No chopper delay
- Rotational alignment to target not critical
- Immune to target run out

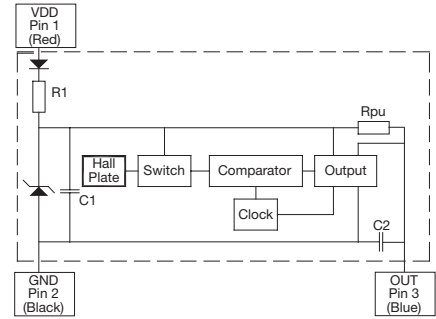
### Applications

- Wheel, transmission and camshaft speed sensing
- Gear tooth sensor
- Rotary encoders
- Industrial
- Commercial
- Automotive

### DIMENSIONS (in) mm



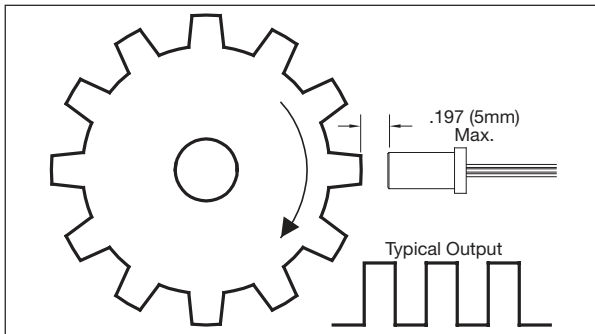
### BLOCK DIAGRAM



### SPECIFICATIONS

SPECIFICATIONS			
Hall Type			Digital Switch 3 Wire (Voltage Output)
Supply Voltage	Operate	Vdc	4.75 to 25.2
Supply Voltage	Overvoltage Protection	Vdc-max.	27
Supply Voltage	Reverse Voltage Protection	Vdc-max.	-25
Output High Voltage		Vdc	VDD -2 (sinking output with internal pull-up)
Output Low Voltage		Vdc-max.	0.6 @ 25mA
Output Current (continuously on)		mA-max.	20
Current Consumption		mA-max.	1
Current Consumption		mA-max.	10.5
Switching Speed		kHz-max.	15
Temperature	Operating	°C	-40 to +125
Temperature	Storage	°C	-65 to +125

### APPLICATION EXAMPLE - Geartooth Sensor

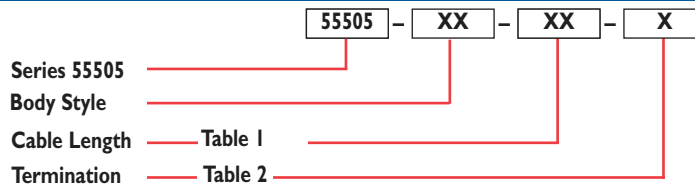


### CUSTOMER OPTIONS - Cable Length and Termination

TABLE 1	
Cable Length- (CABLE 20 AWG, XLPE)	
Type TXL per SAE J-1128	
SELECT OPTION	LENGTH mm
01	(3,94) 100
02	(11,81) 300
03	(19,69) 500
04	(29,53) 750
05	(39,37) 1000

TABLE 2		
Termination Options:-		
SELECT OPTION	DESCRIPTION	
A	Tinned leads	
B	Deutsch DTM04-3P	
C	Molex MX 150	

### ORDERING INFORMATION



**Body Styles**  
 00 - Standard body  
 01 - With O ring