


IB IL TEMPCON RTD-PAC

Order No.: 2861771

<http://eshop.phoenixcontact.de/phoenix/treeViewClick.do?UID=2861771>

Inline temperature regulators, complete with accessories (connector and labeling field), 6 inputs for resistance thermometers, 6 outputs, 24 V DC, 3-wire connection method

Commercial data

GTIN (EAN)	 4 017918 894535
Note	Made-to-order
sales group	K413
Pack	1 pcs.
Customs tariff	85389091
Catalog page information	Page 53 (AX-2005)

<http://www.download.phoenixcontact.com>
Please note that the data given here has been taken from the online catalog. For comprehensive information and data, please refer to the user documentation. The General Terms and Conditions of Use apply to Internet downloads.

Technical data

General data

Degree of protection	IP20
Weight	122 g
Width	48.8 mm
Height	136.8 mm
Depth	71.5 mm
Mounting type	DIN rail
Name	Inline connectors

Type of connection	Spring-cage connection
Conductor cross section solid min.	0.08 mm ²
Conductor cross section solid max.	1.5 mm ²
Conductor cross section stranded min.	0.08 mm ²
Conductor cross section stranded max.	1.5 mm ²
Conductor cross section AWG/kcmil min.	28
Conductor cross section AWG/kcmil max	16
Connection method	3-conductor (shielded)

Interfaces

Interface	Inline local bus
Type of connection	Inline data jumper

Power supply

Communications power U_L	7.5 V DC (via voltage jumper)
Typical current consumption	250 mA
Max. current consumption	4 A

Electrical isolation

Test section	5 V supply, incoming remote bus/7.5 V supply (bus logics) 500 V AC 50 Hz 1 min
	5 V supply, outgoing remote bus/7.5 V supply (bus logics) 500 V AC 50 Hz 1 min
	7.5 V supply (bus logics)/24 V supply (I/O) 500 V AC 50 Hz 1 min
	24 V supply (I/O) / functional earth ground 500 V AC 50 Hz 1 min
	Analog inputs/bus logics 500 V AC 50 Hz 1 min
	Analog inputs/24 V supply (I/O) 500 V AC 50 Hz 1 min
	Analog inputs/functional earth ground 500 V AC 50 Hz 1 min

Inline potential routing

Communications power U_L	7.5 V
Current consumption from U_L	max. 150 mA
	Typ. 90 mA
Segment supply voltage U_S	24 V DC (nominal value)
Current consumption from U_S	max. 0.5 A
Current consumption from U_{ANA}	Typ. 20 mA

Inputs

Number of inputs	6
Connection method	4-wire
Measured value representation	-200°C ... 850°C
Measured value resolution	0.1 K
A/D conversion time	Approx. 70 ms
Number of inputs	6

Outputs

Number of outputs	6
Connection method	3-conductor (shielded)
Output voltage	24 V DC
Output current	70 mA

Certificates / Approvals



Certification	CUL, GOST, UL
Certification Ex:	CUL-EX LIS, UL-EX LIS

Accessories

Item	Designation	Description
------	-------------	-------------

Cable/conductor

2819419	TEMPCON CAB-V24	Interface cable for Inline temperature controllers (IB IL TEMPCON ...), single
---------	-----------------	--

Literature

2698818	IB IL TEMPCON FUNCTION UM	User manual, German, for setting the controller functions of Inline temperature controllers, only available as a download.
2698821	IB IL TEMPCON FUNCTION UM E	User manual, English, for setting the controller functions of Inline temperature controllers, only available as a download.
2698779	IB IL TEMPCON RTD SYS UM	User manual, German, for Inline temperature controllers, only available as a download.
2698782	IB IL TEMPCON RTD SYS UM E	User manual, English, for Inline temperature controllers, only available as a download.

Marking

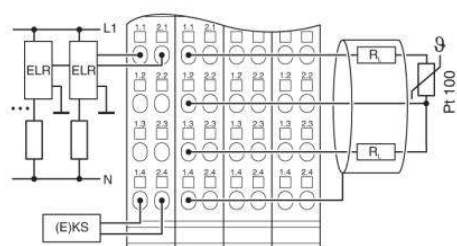
0809492	ESL 62X10	Insert strip for laser printer, lettering field: 62 x 10 mm
---------	-----------	---

Software

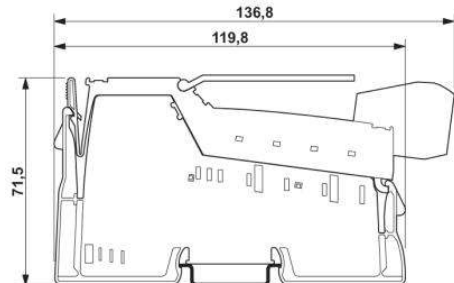
2819370	IB IL TEMPCONTROL	License key for using the engineering tools for the multi-channel process controllers of type: IB IL TEMPCON 300, including interface cable TEMPCON CAB-V24. The software must also be downloaded.
---------	-------------------	--

Diagrams/Drawings

Connection diagram



Dimensioned drawing



Address

PHOENIX CONTACT Deutschland GmbH
Flachmarktstr. 8
32825 Blomberg, Germany
Phone +49 5235 3 12000
Fax +49 5235 3 41200
<http://www.phoenixcontact.de>



© 2011 Phoenix Contact
Technical modifications reserved;