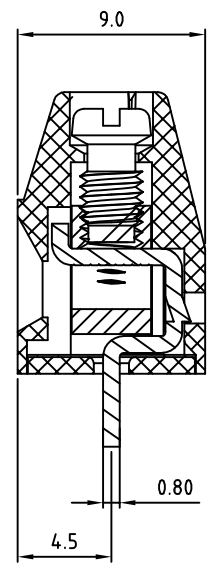
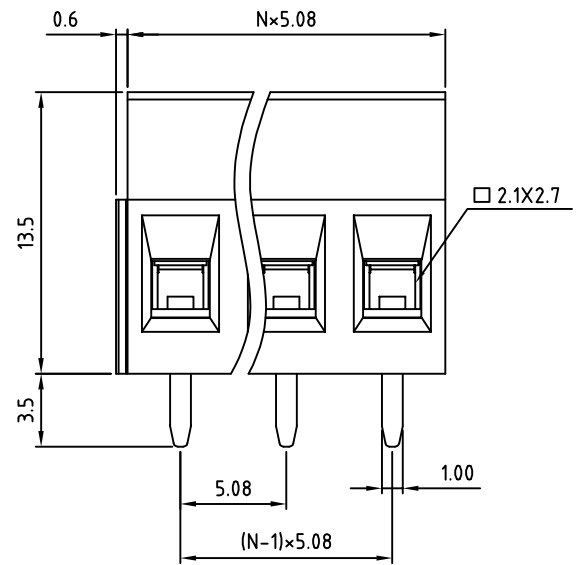
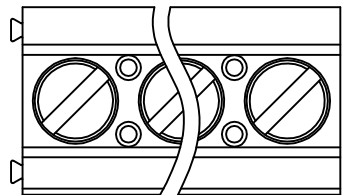


SIGN	DATE	DESCRIPTION	APPROVER
THIS IS CAD DRAWING, DO NOT REVISE MANUALLY!!!			



- Material**
- Terminal body
  - (metal housing): Brass(CuZn)
  - Terminal screw: Steel Zinc plating "-" slot type
  - Contacts: Brass
  - Surface of solder tail: Tin plated
  - Insulator (housing): Thermoplastic (UL94V-0)

- Electrical cULus/ FIMKO**
- Voltage rating: 300VAC / 300VAC
  - Current rating: 16A / 17.5A
  - Wire range: 0.5-1.5mm<sup>2</sup>  
Solid wire(AWG): 12-28  
Stranded wire(AWG): 12-28
  - Torque: 3.5lb-in / 0.4N.m
  - Screw: M3
  - Wire strip length: 6-7mm
  - Withstanding Voltage: 1.6KV / 2.5KV
  - Operating temperature: -30°C to +105°C
  - Soldering temperature: 250°C±10°C/5 Sec
  - Safety Approval:

RoHS Compliant

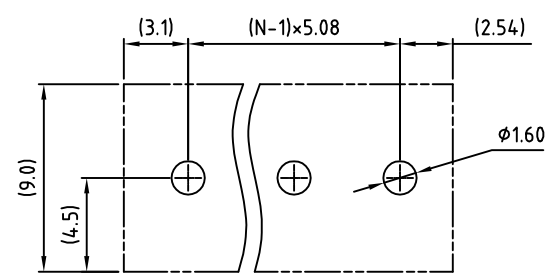
PART NUMBER:

**OSTVIXX2151**

No. of Poles	COLOR:
02: 2 Poles	0: Black
03: 3 Poles	5: Green (Standard)
... ..	6: Blue
24: 24 Poles	8: Grey

N=Number of poles

P.C.B LAYOUT



THESE DRAWINGS AND SPECIFICATIONS ARE THE PROPERTY OF ON-SHORE TECHNOLOGY, INC. AND SHALL NOT BE REPRODUCED, COPIED OR USED IN ANY MANNER WITHOUT THE PRIOR WRITTEN CONSENT OF ON-SHORE TECHNOLOGY, INC.



TITLE: OSTVI 5.08 SERIES 180° wire inlet (with cover)								
PART NO. OSTVIXX2151		DWG NO. OSTVIXX2151.DWG						
APPROVED	CHECKED	DESIGNED	DRAWN	CUST NO.	Tolerance			
Shi Jun 2006.10.20	Marvin 2006.10.20	Marvin 2006.10.20	Marvin 2006.10.20		UNIT: mm	X.	±0.50	
					SCALE: NONE	X.X	±0.30	
					SHEET: 01/01	REV: E	X.XX	±0.10
							X°	±1°