



Outdoor Rated N Male to NEX10 Male Low PIM Cable 36 Inch Length Using SPO-250 Coax Using Times Microwave Parts

RF Cable Assemblies Technical Data Sheet

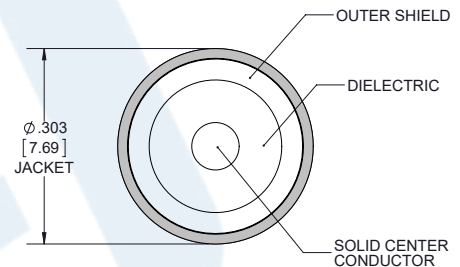

PE3C6347-36

**Configuration**

- Connector 1: N Male
- Connector 2: NEX10 Male
- Cable Type: SPO-250

**Features**

- Max Frequency 5.8 GHz
- Low PIM: -160 dBc Max
- 83% Phase Velocity
- PE Jacket
- 500 Mating Cycles
- 100% Tested with PIM Test Results Marked on Cable
- Lightweight and Extremely Flexible
- Low Loss with Excellent VSWR
- IP67 (when mated)
- Using Times Microwave Components



**Applications**

- General Purpose
- Laboratory Use
- Low PIM Applications
- Distributed Antenna Systems (DAS)
- Multi-Carrier Communication Systems
- PIM Testing

**Description**

Pasternack's PE3C6347-36 type N male to NEX10 male 36 inch cable using SPO-250 coax is part of our full line of RF components available for same-day shipping. Pasternack's corrugated RF cable assemblies are ideal for applications where durability and high power are needed. This Pasternack type N to NEX10 cable assembly has a male to male gender configuration with 50 ohm corrugated SPO-250 coax. The PE3C6347-36 type N male to NEX10 male cable assembly operates to 5.8 GHz. Our low PIM design also offers excellent passive intermodulation performance with PIM levels better than -160 dBc. Times Microwave cable is used in each assembly and TMS components are used to form connections with the super flexible low PIM cable. These cable assemblies are expertly built to satisfy your specific need with high quality Times Microwave Systems manufactured parts.

Custom versions of most RF cable assemblies can be built and shipped same day. Custom cable assembly lengths can be obtained by specifying the desired length on the web site at time of order or by contacting a sales representative. Other available RF cable assembly value added services include connector orientation or clocking, heat shrink booting and custom labeling. RF testing can also be performed to document the electrical performance of your cable assembly.

Click the following link (or enter part number in "SEARCH" on website) to obtain additional part information including price, inventory and certifications: [Outdoor Rated N Male to NEX10 Male Low PIM Cable 36 Inch Length Using SPO-250 Coax Using Times Microwave Parts PE3C6347-36](#)



Outdoor Rated N Male to NEX10 Male Low PIM Cable 36 Inch Length Using SPO-250 Coax Using Times Microwave Parts

RF Cable Assemblies Technical Data Sheet

PE3C6347-36

**Electrical Specifications**

Description	Minimum	Typical	Maximum	Units
Frequency Range	DC		5.8	GHz
VSWR			1.4:1	
Velocity of Propagation		83		%
Passive Intermodulation		-165	-160	dBc
Capacitance		24 [78.74]		pF/ft [pF/m]
Inductance		0.054 [0.18]		uH/ft [uH/m]

**Specifications by Frequency**

Description	F1	F2	F3	F4	F5	Units
Frequency	0.45	0.7	1	2.5	5.8	GHz
Insertion Loss (Max.)	0.26	0.33	0.39	0.63	0.99	dB

Electrical Specification Notes:

PIM test results vary between cables

The Insertion Loss data above is based on the performance specifications of the coax used in this assembly. The Insertion Loss includes an estimated insertion loss of 0.1\*SQRT(FGHz) dB per connector.

**Mechanical Specifications**

**Cable Assembly**

Length\* 36 in [914.4 mm]  
 Diameter 0.63 in [16 mm]

**Cable**

Cable Type SPO-250  
 Impedance 50 Ohms  
 Inner Conductor Type Solid  
 Inner Conductor Material and Plating Copper Clad Aluminum  
 Dielectric Type Foam PE  
 Number of Shields 1  
 Shield Layer 1 Helically Corrugated Copper Tube  
 Outer Conductor Material and Plating Copper  
 Jacket Material PE, Black  
 Jacket Diameter 0.303 in [7.7 mm]

One Time Minimum Bend Radius 1.25 in [31.75 mm]  
 Bending Moment 0.5 lbs-ft [0.68 N-m]

Click the following link (or enter part number in "SEARCH" on website) to obtain additional part information including price, inventory and certifications: [Outdoor Rated N Male to NEX10 Male Low PIM Cable 36 Inch Length Using SPO-250 Coax Using Times Microwave Parts PE3C6347-36](#)



Outdoor Rated N Male to NEX10 Male Low PIM Cable 36 Inch Length Using SPO-250 Coax Using Times Microwave Parts

RF Cable Assemblies Technical Data Sheet

PE3C6347-36

**Connectors**

Description	Connector 1	Connector 2
Type	N Male	NEX10 Male
Impedance	50 Ohms	50 Ohms
Mating Cycles	500	500
Contact Material and Plating	Brass, Silver	Brass, Silver
Contact Plating Specification	200 µin	100 µin
Dielectric Type	PTFE	PTFE
Body Material and Plating	Brass, Tri-Metal	Brass, Tri-Metal
Body Plating Specification	80 µin	100 µin
Coupling Nut Material and Plating	Brass, Tri-Metal	Brass, Tri-Metal
Coupling Nut Plating Specification	80 µin	100 µin
Torque	9.74 in-lbs [1.1 Nm]	13.28 in-lbs [1.5 Nm]

Mechanical Specification Notes:

\*All cable assemblies have a length tolerance of 1.5% or ± 3/8", whichever is greater.

**Environmental Specifications**

**Temperature**

Operating Range -55 to +200 deg C  
Storage Range -55 to +200 deg C

**Compliance Certifications** (see [product page](#) for current document)

**Plotted and Other Data**

Notes:

- Values at 25°C, sea level.

Click the following link (or enter part number in "SEARCH" on website) to obtain additional part information including price, inventory and certifications: [Outdoor Rated N Male to NEX10 Male Low PIM Cable 36 Inch Length Using SPO-250 Coax Using Times Microwave Parts PE3C6347-36](#)



Outdoor Rated N Male to NEX10 Male Low PIM Cable 36 Inch Length Using SPO-250 Coax Using Times Microwave Parts

RF Cable Assemblies Technical Data Sheet

PE3C6347-36

Typical Performance Data



Click the following link (or enter part number in "SEARCH" on website) to obtain additional part information including price, inventory and certifications: [Outdoor Rated N Male to NEX10 Male Low PIM Cable 36 Inch Length Using SPO-250 Coax Using Times Microwave Parts PE3C6347-36](#)



Outdoor Rated N Male to NEX10 Male Low PIM Cable 36 Inch Length Using SPO-250 Coax Using Times Microwave Parts

RF Cable Assemblies Technical Data Sheet

PE3C6347-36

**How to Order**

Part Number Configuration:

**PE3C6347 - xx uu**

Unit of Measure:  
 cm = Centimeters  
 <blank> = Inches  
 Length  
 Base Number

Example: PE3C6347-12 = 12 inches long cable  
 PE3C6347-100cm = 100 cm long cable

Outdoor Rated N Male to NEX10 Male Low PIM Cable 36 Inch Length Using SPO-250 Coax Using Times Microwave Parts from Pasternack Enterprises has same day shipment for domestic and International orders. Our RF, microwave and millimeter wave products maintain a 99.4% availability and are part of the broadest selection in the industry.

Click the following link (or enter part number in "SEARCH" on website) to obtain additional part information including price, inventory and certifications: [Outdoor Rated N Male to NEX10 Male Low PIM Cable 36 Inch Length Using SPO-250 Coax Using Times Microwave Parts PE3C6347-36](https://www.pasternack.com/n-male-nex10-male-spo250-cable-assembly-pe3c6347-36)

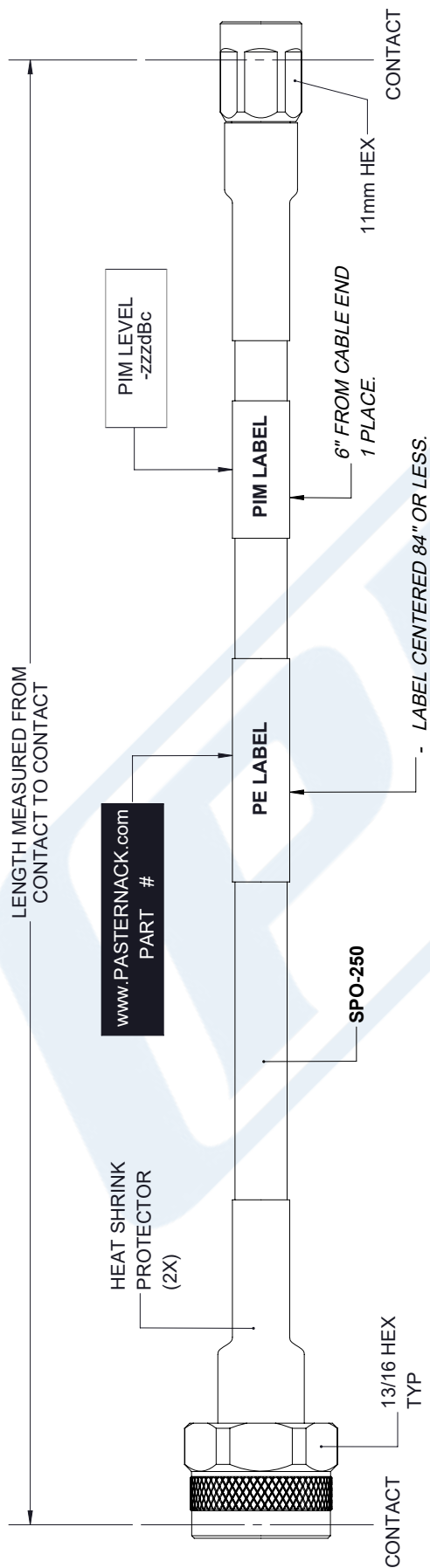
URL: <https://www.pasternack.com/n-male-nex10-male-spo250-cable-assembly-pe3c6347-36-p.aspx>

The information contained in this document is accurate to the best of our knowledge and representative of the part described herein. It may be necessary to make modifications to the part and/or the documentation of the part, in order to implement improvements. Pasternack reserves the right to make such changes as required. Unless otherwise stated, all specifications are nominal. Pasternack does not make any representation or warranty regarding the suitability of the part described herein for any particular purpose, and Pasternack does not assume any liability arising out of the use of any part or documentation.

# PE3C6347-36 CAD Drawing

Outdoor Rated N Male to NEX10 Male Low PIM Cable 36 Inch Length Using SPO-250 Coax Using Times Microwave Parts

REVISIONS			
REV.	DESCRIPTION	DATE	APPROVED
A	INITIAL RELEASE	05/16/19	S. ELLIS



- LABEL CENTERED 84" OR LESS.  
 - GREATER THAN 84" LABEL 2 PLACES  
 12" FROM CABLE END.

**XN SCREW  
MALE**

**N MALE**

<p>UNLESS OTHERWISE SPECIFIED LEADING DIMENSIONS ARE INCHES DIMENSIONS IN [ ] ARE MILLIMETERS</p> <p>TOLERANCES:</p> <table border="0"> <tr> <td>X±.2</td> <td>(5.08)</td> <td>FRACTIONS</td> </tr> <tr> <td>.XX±.01</td> <td>(.25)</td> <td>±.132</td> </tr> <tr> <td>.XXX±.005</td> <td>(.13)</td> <td>ANGLES ± 1°</td> </tr> </table> <p>ALL DIMENSIONS SHOWN ARE FOR REFERENCE ONLY.</p> <p>THIRD-ANGLE PROJECTION</p>		X±.2	(5.08)	FRACTIONS	.XX±.01	(.25)	±.132	.XXX±.005	(.13)	ANGLES ± 1°	<p><b>PE PASTERNAK</b> an INFINITO brand</p> <p>Pasternack Enterprises, Inc. P.O. Box 16759, Irvine, CA 92623. Phone: 1.949.261.1920   1.866.727.8376 Fax: 1.949.261.7451 www.pasternack.com   e-mail: sales@pasternack.com</p>	
X±.2	(5.08)	FRACTIONS										
.XX±.01	(.25)	±.132										
.XXX±.005	(.13)	ANGLES ± 1°										
<p>THE INFORMATION AND DESIGN IN THIS DOCUMENT IS THE PROPERTY OF PASTERNAK CORPORATION. ALL RIGHTS RESERVED.</p>		<p>SHEET 1 OF 1</p>										
<p>SCALE N/A</p>		<p>REV A</p>										
<p>SIZE A</p>	<p>CAGE DRAWN BY K.DANG</p>	<p>PART NUMBER PE3C6347</p>	<p>REV A</p>									

THESE COMMODITIES, TECHNOLOGY OR SOFTWARE WERE EXPORTED FROM THE UNITED STATES IN ACCORDANCE WITH THE EXPORT ADMINISTRATION REGULATIONS. DIVERSION CONTRARY TO U.S. LAW PROHIBITED.