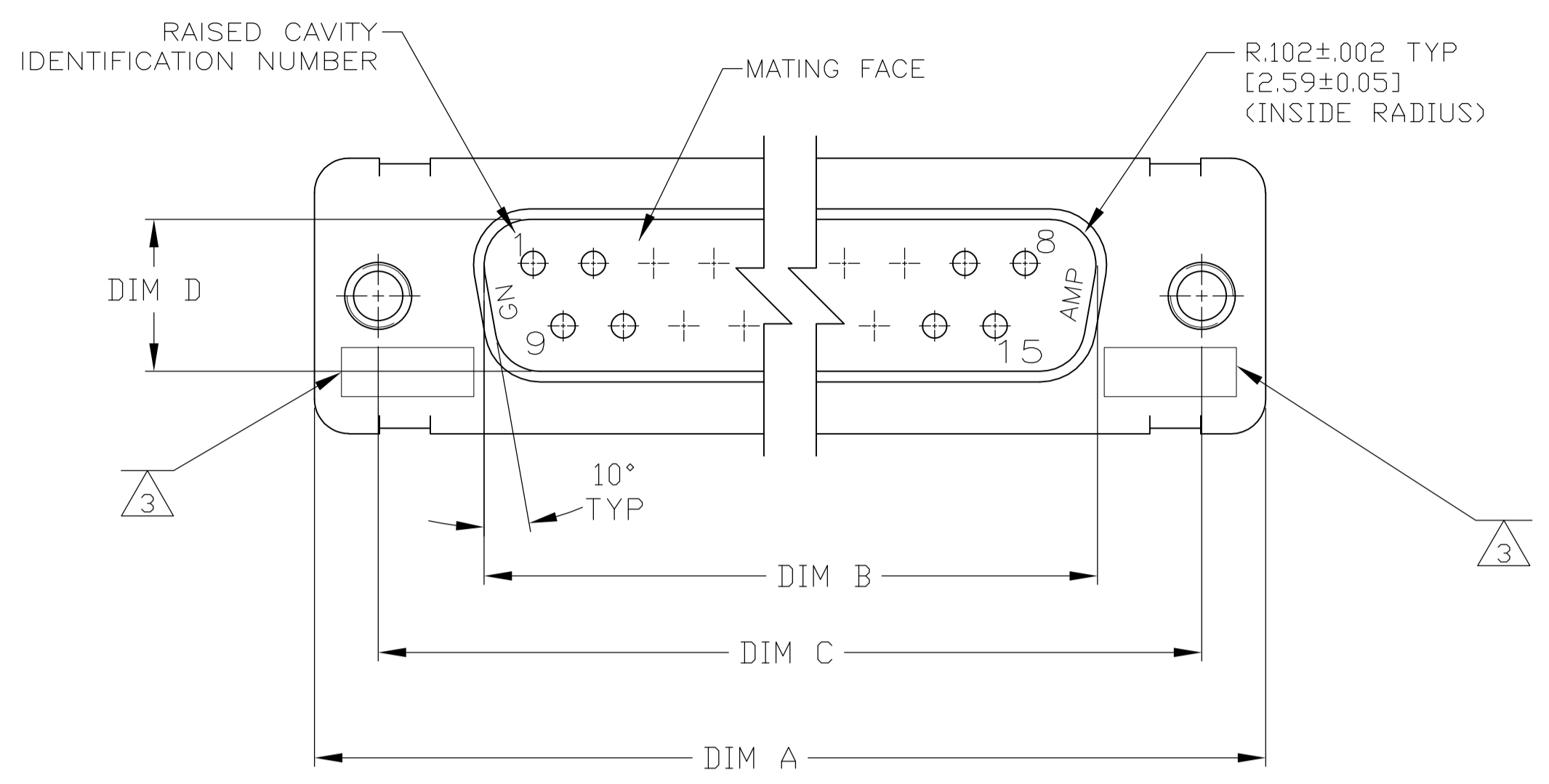
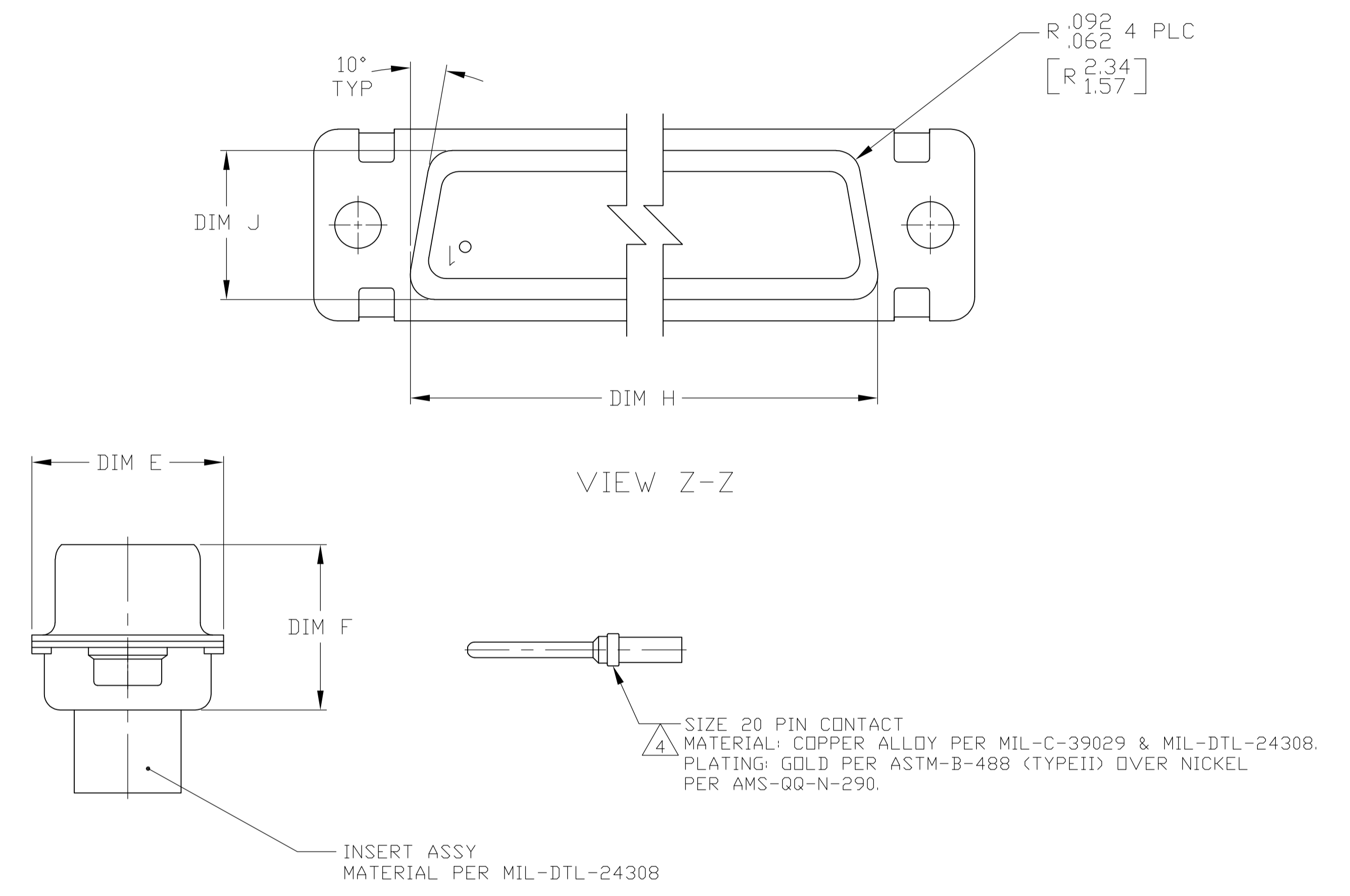
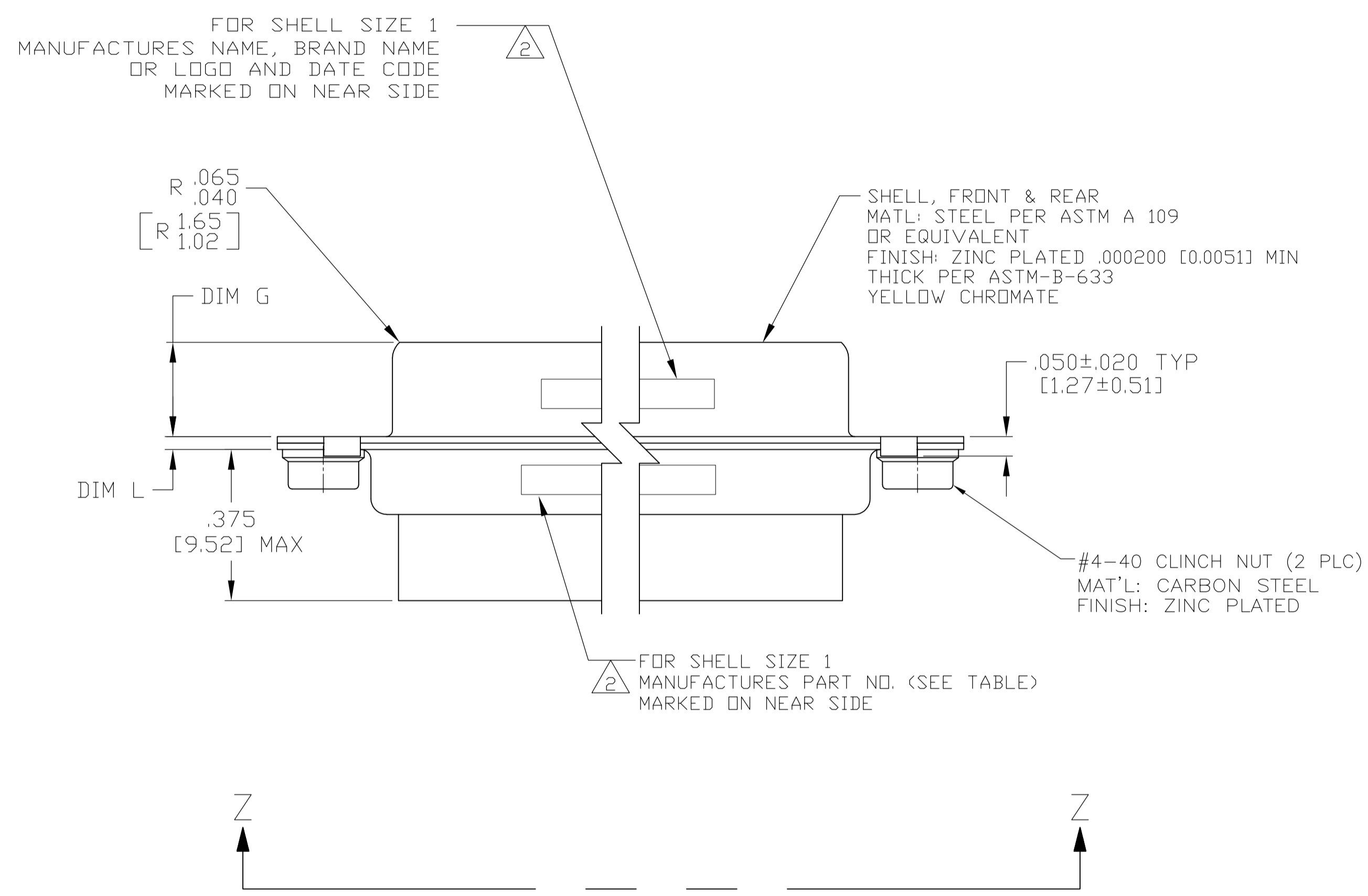


LOC		DIST		REVISIONS			
P	LTR	DESCRIPTION	DATE	DMN	APVD		
B		REV PER ECO 15-006633	5-11-15	CT	DM		



1. THE CONNECTOR DESCRIBED IN THIS DOCUMENT WILL MATE WITH ANY RECEPTACLE CONNECTOR WITH THE SAME INSERT ARRANGEMENT.
2. MARKED WITH .047-.062 [1.19-1.57] HIGH CHARACTERS. FAR SIDE REFERS TO THE WIDE SIDE OF THE KEYSTONE. NEAR SIDE REFERS TO THE NARROW SIDE OF THE KEYSTONE. WHEN SPACE IS LIMITED MARKING CAN BE SPLIT BETWEEN FRONT AND REAR SHELL.
3. UL/CSA DESIGNATION STAMPED IN THIS AREA.
4. CONNECTOR ASSEMBLY SUPPLIED WITH CONTACTS, TE P/N 1218371-1. PACKAGED IN A SEPARATE CONTAINER. QTY = NO. OF POSN. (SEE TABLE).



REMARKS	MFG. PART NUMBER	L	J	H	G	F	E	D	C	B	A	MS18273-1	9	1	1996839-1
		.040 [1.02] .020 [0.51]	.432 [10.97] .412 [10.46]	.769 [19.53] .749 [19.02]	.238 [6.05] .229 [5.82]	.432 [10.97] .412 [10.46]	.509 [12.93] .479 [12.17]	.334 [8.48] .324 [8.23]	.989 [25.12] .979 [24.87]	.671 [17.04] .661 [16.79]	1.228 [31.19] 1.198 [30.43]				

THIS DRAWING IS A CONTROLLED DOCUMENT.

DIMENSIONS: INCHES

TOLERANCES UNLESS OTHERWISE SPECIFIED:

0 PLC	± .005
1 PLC	± .005
2 PLC	± .005
3 PLC	± .005 [0.13]
4 PLC	± .005
ANGLES	± .1°

MATERIAL: SEE CALLOUTS

FINISH: SEE CALLOUTS

THIS DRAWING IS A CONTROLLED DOCUMENT.

DIN C.C.THOMAS 7-28-08

CHK: R. LEASE 7-28-08

APVD: R. LEASE 7-28-08

PRODUCT SPEC

APPLICATION SPEC

WEIGHT: --

CUSTOMER DRAWING

SCALE: 4:1

SHEET: 1 OF 1

REV: B

STE TE Connectivity

AMPLIMITE PLUG ASSY, SIZE 1 SERIES 109 WITH ZINC PLATED SHELLS

SIZE: A1

CAGE CODE: 00779

DRAWING NO: 1996839

RESTRICTED TO: --