


IB IL INC-PAC

Order No.: 2861849



<http://eshop.phoenixcontact.de/phoenix/treeViewClick.do?UID=2861849>

Inline positioning terminal block, complete with accessories (connector and labeling field), 1 incremental encoder input, 4 digital inputs 24 V DC, 4 digital outputs 24 V DC, 500 mA, 3-wire connection method

Commercial data	
GTIN (EAN)	 4 017918 894542
sales group	K413
Pack	1 pcs.
Customs tariff	85389091
Catalog page information	Page 304 (AX-2009)

Product notes

WEEE/RoHS-compliant since:
10/28/2008



<http://www.download.phoenixcontact.com>
Please note that the data given here has been taken from the online catalog. For comprehensive information and data, please refer to the user documentation. The General Terms and Conditions of Use apply to Internet downloads.

Technical data	
Interfaces	
Interface	Inline local bus
Type of connection	Inline data jumper

Power supply	
I/O voltage	24 V DC (via voltage jumper)
Peripherals voltage range	19.2 V DC ... 30 V DC
Encoder supply voltage	5 V DC (sym. / asym.)
	24 V DC (Only asymmetrical encoders)
Encoder supply current	500 mA
	500 mA
Drawing encoder supply voltage	Main circuit U_M
Electrical isolation	
Test section	5 V supply, incoming remote bus/7.5 V supply (bus logics) 500 V AC 50 Hz 1 min
	5 V supply, outgoing remote bus/7.5 V supply (bus logics) 500 V AC 50 Hz 1 min
	7.5 V supply (bus logics)/24 V supply (I/O) 500 V AC 50 Hz 1 min
	7.5 V supply (bus logics) / functional earth ground of encoder supply 500 V AC 50 Hz 1 min
	24 V supply (I/O) / functional earth ground 500 V AC 50 Hz 1 min
	24 V supply (I/O) / functional earth ground of encoder supply 500 V AC 50 Hz 1 min
	Functional earth ground of encoder supply / Functional earth ground 500 V AC 50 Hz 1 min
Incremental encoder input	
Number of inputs	1
Input frequency (24 V)	0 Hz ... 50 kHz (asymmetrical)
Input frequency (5 V)	0 kHz ... 500 kHz (symmetrical)
Encoder signals	Symmetrical and asymmetrical encoders
Inputs	
Number of inputs	4
Connection method	3-conductor
Outputs	
Number of outputs	4
Connection method	3-conductor (shielded)
Output voltage	24 V DC
General data	
Weight	210 g

Width	48.8 mm
Height	140.5 mm
Depth	71.5 mm

Inline potential routing

Communications power U_L	7.5 V (via voltage jumper)
Current consumption from U_L	max. 110 mA
Main circuit supply U_M	24 V DC (via voltage jumper)
Current consumption from U_M	max. 1 A
	Typ. 1 A
Segment supply voltage U_S	24 V DC (via voltage jumper)
Current consumption from U_S	max. 2 A
	Typ. 2 A

Certificates / Approvals



Certification CUL, GOST, UL

Accessories

Item	Designation	Description
------	-------------	-------------

Literature

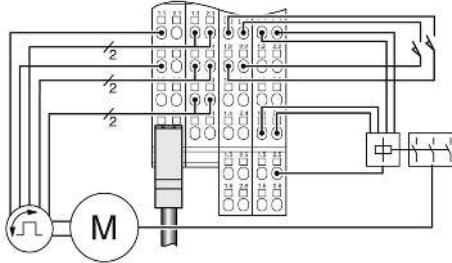
2698478	IB IL INC UM	User Manual, German, for Inline positioning terminals
2698481	IB IL INC UM E	User Manual, English, for Inline positioning terminals

Marking

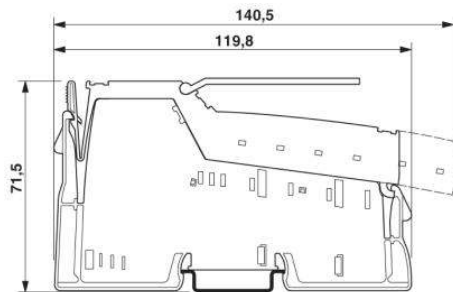
0809492	ESL 62X10	Insert strip for laser printer, lettering field: 62 x 10 mm
---------	-----------	-------------------------------------------------------------

Diagrams/Drawings

Connection diagram



Dimensioned drawing



Address

PHOENIX CONTACT Deutschland GmbH
Flachmarktstr. 8
32825 Blomberg, Germany
Phone +49 5235 3 12000
Fax +49 5235 3 41200
<http://www.phoenixcontact.de>



© 2011 Phoenix Contact
Technical modifications reserved;