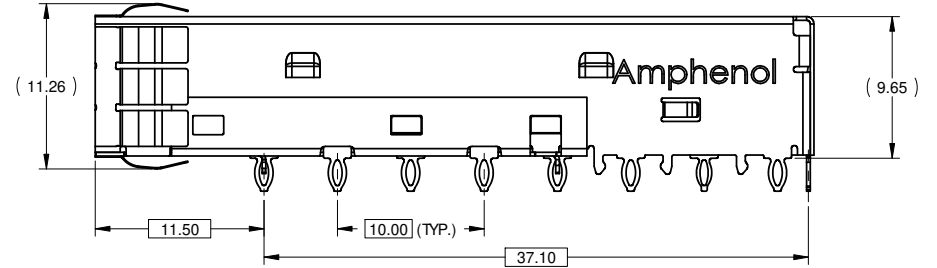
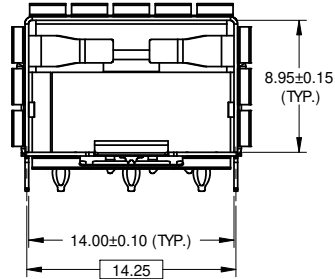
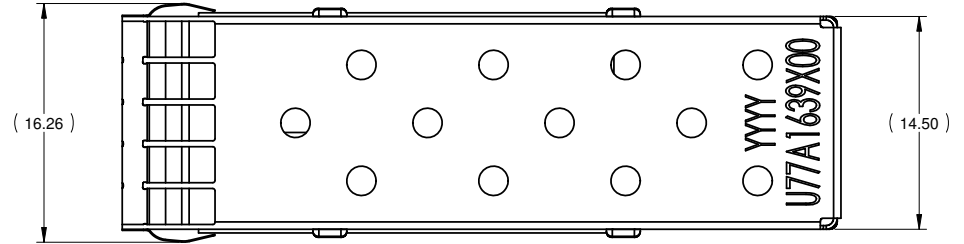
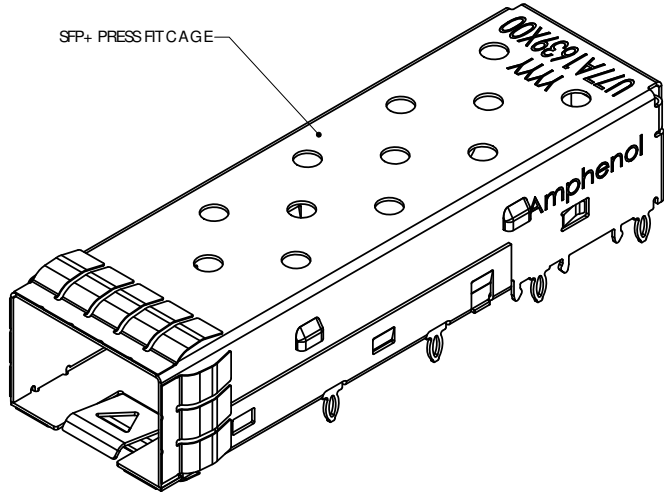


8 7 6 5 4 3 2 1

REVISIONS			
REV	DESCRIPTION	DATE	APPRD
A	PROPOSAL	AUG27/09	
B	PROPOSAL	MAY 6'11	J.S



SFP+ PRESS FIT CAGE



MATERIAL:
 CAGE: COPPER ALLOY.
PLATING:
 PLATING OPTION 2: 2.54 μm [100 μ"] NICKEL PLATING.
 PLATING OPTION 3: 2.54 - 7.62 μm [100 - 300 μ"]
 MATTIE TIN PLATING OVER 1.27 μm [50 μ"] NICKEL.
PACKAGING: TRAY PACKAGING.
TEMPERATURE RANGE: -40°C TO 85°C.

AMPHENOL PART NUMBER CONFIGURATION

U77-A1639-X001

CAGE PLATING:
 2 = NICKEL
 3 = MATTIE TIN

PACKAGING:
 1 = TRAY PACKAGING

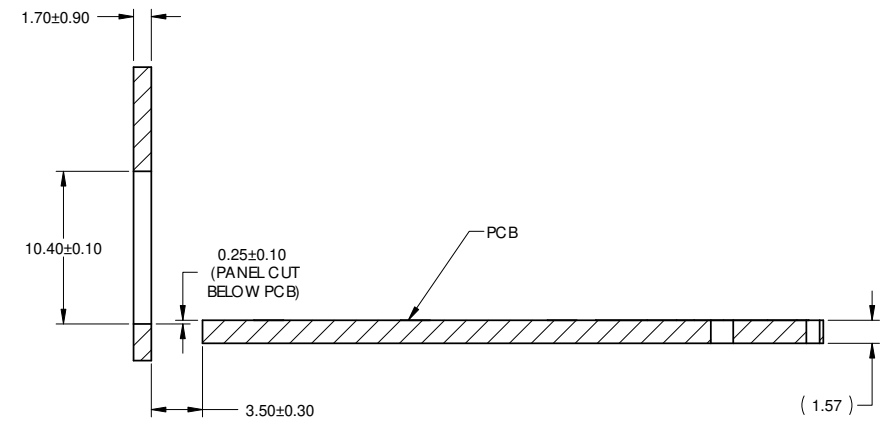
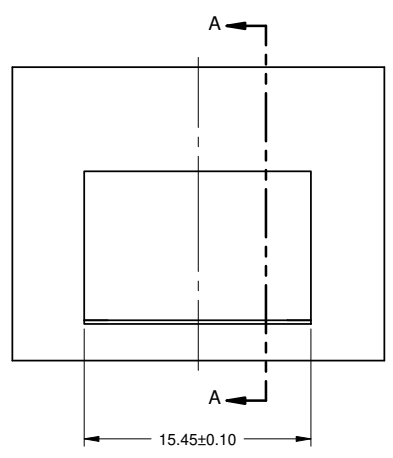
DO NOT SCALE DRAWING

THIS DOCUMENT CONTAINS PROPRIETARY INFORMATION AND SUCH INFORMATION MAY NOT BE DISCLOSED TO OTHERS FOR ANY PURPOSE OR USED FOR MANUFACTURING PURPOSES WITHOUT PERMISSION FROM AMPHENOL CANADA CORP.

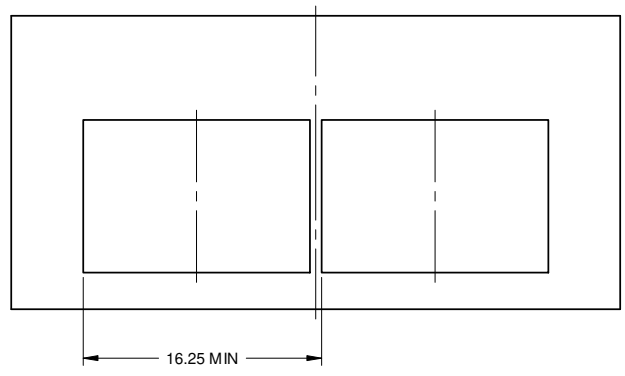
<small>UNLESS OTHERWISE SPECIFIED DIMENSIONS ARE IN MILLIMETERS TOLERANCES ARE:</small> DECIMALS ANGLES XX ± 0.15 ± 0.5° X.XX ± 0.10	APPROVALS	DATE	Amphenol Canada Corp.	
	DRAWN H.SONG	AUG26/09	TITLE	
	DESIGNED		1X1 SFP+ CAGE, SPRING FINGER GASKET WITH LATCH FOR LIGHT PIPE	
	CHECKED J.S	AUG27/09		
MATERIAL AND FINISH	QA APPD			
REF:	E APPD	SIZE A3	DWG. NO. P-U77-A1639-X001	REV. B
CODE IDENT. NO. 03554	DWG APPD	SCALE 3:1	PROJECT	SHEET 1 OF 3

8 7 6 5 4 3 2 1

REVISIONS			
REV	DESCRIPTION	DATE	APPRD
A	PROPOSAL	AUG27/09	
B	PROPOSAL	MAY6'11	J.S



RECOMMENDED BEZEL DESIGN



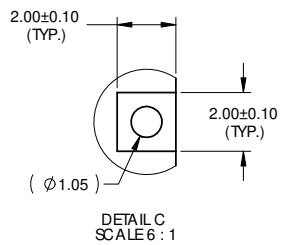
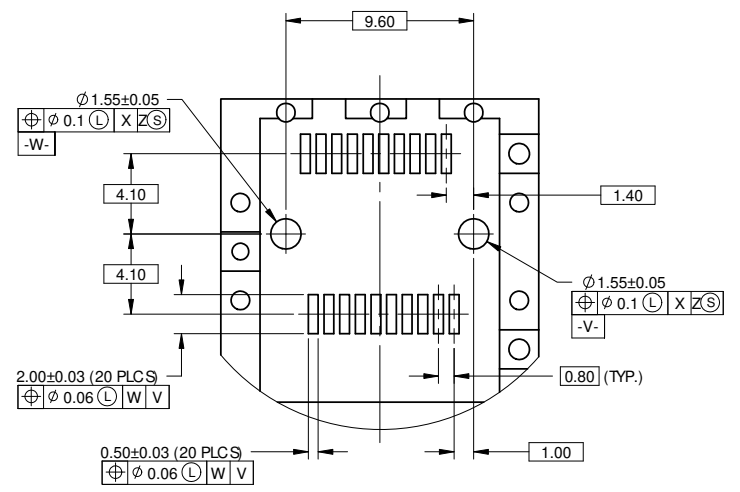
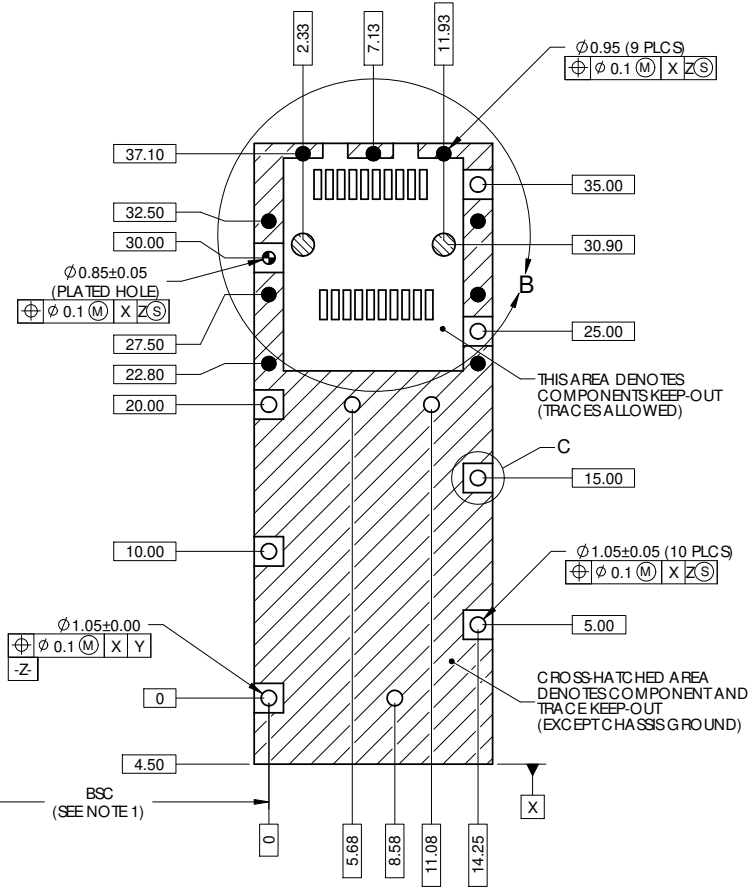
<small>UNLESS OTHERWISE SPECIFIED DIMENSIONS ARE IN MILLIMETERS TOLERANCES ARE:</small> DECIMALS ANGLES X.X ± 0.15 ± 0.5° X.XX ± 0.10	APPROVALS	DATE	Amphenol Canada Corp.	
	DRAWN H.SONG	AUG26/09		
	DESIGNED		1X1 SFP+ CAGE SPRING FINGER GASKET WITH LATCH FOR LIGHT PIPE	
	CHECKED J.S	AUG27/09	QA APPD	
MATERIAL AND FINISH				
REF:	EA APPD		SIZE A3	DWG. NO. P-U77-A1639-X001
CODE IDENT NO. 03554	DWG APPD		SCALE 3:1	PROJECT SHEET 2 OF 3

DO NOT SCALE DRAWING
 THIS DOCUMENT CONTAINS PROPRIETARY INFORMATION AND SUCH INFORMATION MAY NOT BE DISCLOSED TO OTHERS FOR ANY PURPOSE OR USED FOR MANUFACTURING PURPOSES WITHOUT PERMISSION FROM AMPHENOL CANADA CORP.

NOTES:
 1. DATUM AND BASIC DIMENSIONS ESTABLISHED BY CUSTOMER.
 2. PADS AND VIAS ARE CHASSIS GROUND.
 3. THRU-HOLES PLATING OPTIONAL.
 4. SEE DRAWING P-U76-A20-X00XX FOR CONNECTOR LAYOUT.

HOLE SIZES
 Ⓞ $\phi 1.55$
 ○ $\phi 1.05$
 ● $\phi 0.95$
 ⊕ $\phi 0.85$

REVISIONS			
REV	DESCRIPTION	DATE	APPRD
A	PROPOSAL	AUG27/09	
B	PROPOSAL	MAY6'11	J.S



DETAIL B
SCALE 4:1

DETAIL C
SCALE 6:1

DO NOT SCALE DRAWING

THIS DOCUMENT CONTAINS PROPRIETARY INFORMATION AND SUCH INFORMATION MAY NOT BE DISCLOSED TO OTHERS FOR ANY PURPOSE OR USED FOR MANUFACTURING PURPOSES WITHOUT PERMISSION FROM AMPHENOL CANADA CORP.

UNLESS OTHERWISE SPECIFIED DIMENSIONS ARE IN MILLIMETERS TOLERANCES ARE: DECIMALS ANGLES XX ± 0.15 $\pm 0.5^\circ$ X.XX ± 0.10	APPROVALS	DATE	Amphenol Canada Corp.	
	DRAWN H.SONG	AUG26/09	TITLE	
	DESIGNED		1X1 SFP+ CAGE SPRING FINGER GASKET WITH LATCH FOR LIGHT PIPE	
	CHECKED J.S	AUG27/09		
MATERIAL AND FINISH	QA APPD			
REF	EAPPD	SIZE A3	DWG. NO. P-U77-A1639-X001	REV. B
CODE IDENT NO. 03554	DWG APPD	SCALE 3:1	PROJECT	SHEET 3 OF 3