



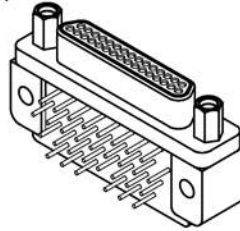
# Right Angle Boardmount (Narrow Footprint)

.050"  
9 thru 100 Contacts

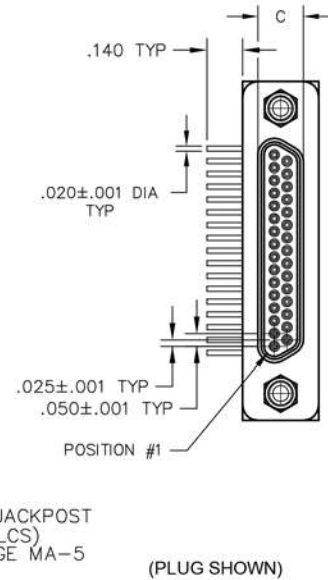
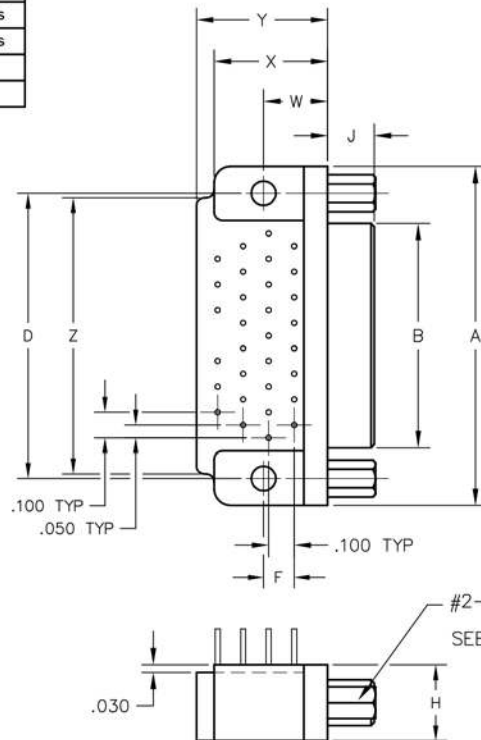
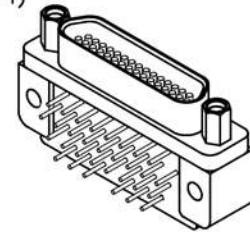
**MK, ML**

MATING MATRIX	
CONNECTOR	MATES WITH
MK-25...	MK, ML, MM, MN receptacles
ML-25...	MK, ML, MM, MN receptacles
MK-26..	MK, ML, MM, MN plugs
ML-26..	MK, ML, MM, MN plugs

MK-252-031-335-220S  
(PLUG)



MK-262-031-445-220S  
(RCPT)



DIMENSIONS																	
SIZE	CONTACT ROWS	A	B		C		D	F	H	J		W	X MAX	Y MAX	Z	HARDWARE	MOUNTING HOLE
			PLUG MAX	RCPT MAX	PLUG MAX	RCPT MAX				PLUG	RCPT						
9	2	.775	.334	.400	.185	.251	.565	.020	.298	.183	.195	.250	.420	.420	1.775	#2-56 UNC THD	.096 DIA OR #2-56 UNC THREADED INSERT
15		.925	.484	.550			.715	1.080									
21		1.075	.634	.700			.865										
25		1.175	.734	.800			.965										
31		1.325	.884	.950			1.115										
37	1.475	1.034	1.100	1.265	.300	.430	.650	1.220									
51	3	1.425	.984	1.050					.228	.294	1.215	.150	.341	.755	1.450		
69	1.725	1.284	1.350	.271					.394	1.800	.200	.384					
100	4	2.160	1.384		1.508	.271	.394	1.800					.200	.384	.400	.590	1.000
																	#4-40 UNC INSERT