

- Very compact metal cased power supplies
- High operating temperature up to 60°C
- Low no load power consumption <0.5W
- Screw terminal block
- No internal fan
- Universal AC input
- Active power factor correction >0.95
- Withstand 300 VAC surge input for 5 sec.
- Adjustable output voltage
- 3-year product warranty



The TXM 150 series of 150 Watt is a family of enclosed AC/DC power supplies designed for cost critical applications. With a low profile metal case and screw terminal block connections, they are easy to install in any equipment. There are four models of single output voltages from 12 VDC to 48 VDC. These power supplies have universal input and comply with European EMC standards and the Low Voltage Directive (LVD).

Models				
Order Code	Output Power (max.)	Output Voltage (adjustable)	Output Current (max.)	Efficiency (typ.)
TXM 150-112	150 Watt	12 VDC	12.5 A	86 %
TXM 150-115		15 VDC	10.0 A	87 %
TXM 150-124		24 VDC	6.3 A	88 %
TXM 150-148		48 VDC	3.2 A	88 %

### Input Specifications

Input voltage range	– AC range (universal input) – DC range	90 – 264 VAC (47 – 63 Hz) 120 – 370 VDC
Input current at full load		2 A max.
Surge voltage (5 s max.)		300 VAC
Inrush current	– at 115 VAC – at 230 VAC	30 A max. 45 A max.
Leakage current	– Input to output – Input to PE	0.25 mA max. 3.5 mA max.
Zero load power consumption		0.5 W max. (acc. ErP directive)
Power factor	– at 115 VAC – at 230 VAC	0.98 min. 0.95 min.

### Output Specifications

Voltage set accuracy		±2 % max.
Voltage adjustment range		±10 %
Regulation	– Input variation (Vin min. to Vin max.) – Load variation (0 - 100%)	0.5 % max. 12 & 15 Vout models: 2.0 % max. 24 & 48 Vout models: 1.0 % max.
Minimum load		not required
Temperature coefficient		±0.03 %/K max.
Hold-up time	– at 230 VAC	10 ms min.
Start-up time	– at 115 VAC – at 230 VAC	3.0 s max. 2.0 s max.
Startup Overshoot Voltage		5 % max.
Ripple and noise (20 MHz Bandwidth)		100 mVp-p max. (w. cap. 0.1µF // 10µF)
Output current limitation		105 – 170 % of Iout
Short circuit protection		continuous, automatic recovery (hiccup mode)
Over voltage protection		110 – 150 % of Vout (hiccup mode)
Over temperature protection		105°C (±5°C, shut down, auto recovery at 50°C typ)

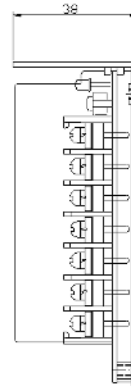
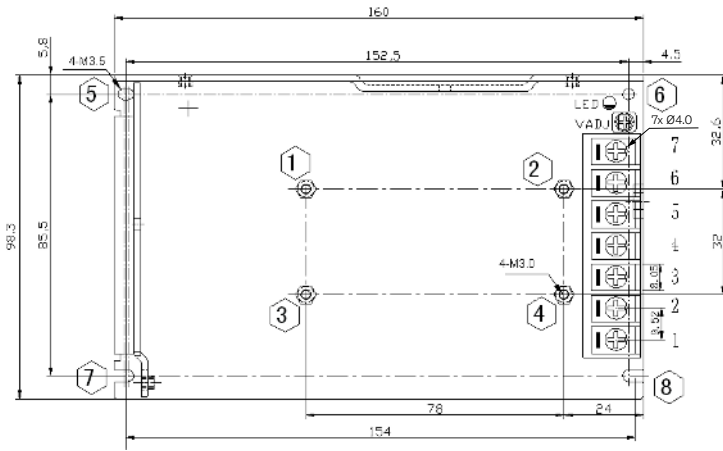
All specifications valid at nominal input voltage, full load and +25°C after warm-up time unless otherwise stated.

## General Specifications

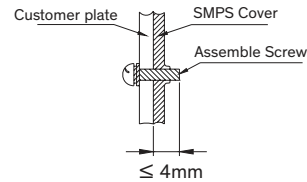
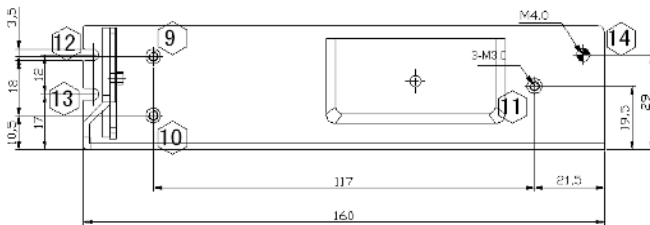
Temperature ranges	– Operating – Storage	–20°C to +70°C (with derating) –30°C to +85°C
Humidity (non condensing)	– Operating – Storage	20 – 90 % rel. H 10 – 95 % rel. H
Derating	– Temperature – Low input voltage	12 & 24 Vout models: 1.67 %/K above 40°C 15 & 48 Vout models: 1.33 %/K above 40°C 48 Vout model: 0.65 %/V below 115 VAC other models: 1.15 %/V below 120 VAC
Altitude during operation		5000 m max.
Isolation voltage	– Input to output (60 s) – Input to PE/case (60 s) – Output to PE/case (60 s)	3000 VAC 1500 VAC 500 VAC
Isolation resistance		10 MOhm min.
Reliability	– Calculated MTBF at +25°C acc. to MIL-HDBK-217F	200'000 h
Protection class		class I
EMC emissions	– Conducted and radiated input emission – Harmonic current emissions – Flicker	EN 55032, class B EN 61000-3-2 EN 61000-3-3
EMC immunity	– Electrostatic discharge (ESD)  – Radiated immunity – Fast transiente – Surge  – Conducted immunity – Magnetic field immunity – Voltage dips and interruptions	EN 55024 EN 61000-4-2, ±4 kV air, ±8 kV contact perf. criteria A EN 61000-4-3, 3 V/m perf. criteria A EN 61000-4-4, ±1 kV perf. criteria A EN 61000-4-5, ±1 kV line to line, ±2kV line to ground, perf. criteria B EN 61000-4-6, 3 Vrms perf. criteria A EN 61000-4-8, 1 A/m perf. criteria A EN 61000-4-11 >95%, 0.5 cycle, perf. criteria A 30%, 25 cycle, perf. criteria A >95%, 250 cycle, perf. criteria C
Safety standards and certification	– Certification documents	IEC/EN/UL 60950-1 2nd edition <a href="http://www.tracopower.com/overview/txm150">www.tracopower.com/overview/txm150</a>
Environmental compliance	– Reach – RoHS	<a href="http://www.tracopower.com/info/reach-declaration.pdf">www.tracopower.com/info/reach-declaration.pdf</a> RoHS directive 2011/65/EU
Connection		Screw terminal

All specifications valid at nominal input voltage, full load and +25°C after warm-up time unless otherwise stated.

### Dimension



Pin-Out	
Pin	Function
1	AC (L)
2	AC (N)
3	PE
4	- Vout
5	- Vout
6	+ Vout
7	+ Vout



**Weight:** 625 g (22.05 oz)

Dimensions in mm  
Outside dimension tolerance:  $\pm 1.0$  mm