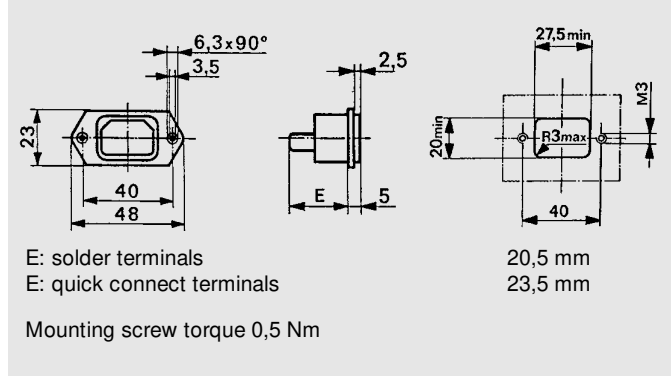
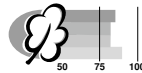


**Appliance inlet
Type 6100-3, 6102-3**

Screw-on mounting from front or rear
Solder terminals or Quick connect terminals
Pin temperature 70 °C
Protection classes I and II



C 14 (6100) 70 °C
C 18 (6102) 70 °C

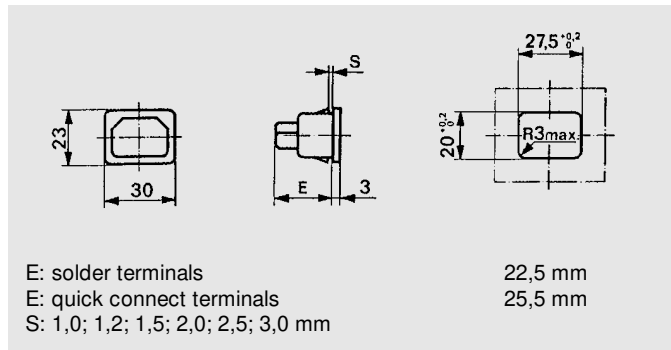
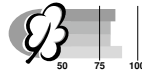


**Appliance inlet
Type 6100-4, 6102-5**

Snap-in mounting from front
Solder terminals or Quick connect terminals
Pin temperature 70 °C
Protection classes I and II



C 14 (6100) 70 °C
C 18 (6102) 70 °C



Technical data:

- Rated current/voltage: 10 A/250 VAC
- Insulation resistance: > 10 MΩ (500 VDC, 1 Min.)
- Dielectric strength: 2 kV (50 Hz, 1 Min.), to accessible surfaces
- Material:
 - Socket: thermoplastic, black, UL 94V-0

Standards

Protection class I
IEC/EN 60320-1/C14

Protection class II
IEC/EN 60320-1/C18

Approvals

- SEV (10 A / 250 VAC)
- VDE (10 A / 250 VAC / 6100-3/6102-3)
- VDE (10 A / 250 VAC / 6100-4/6102-5)
- SEMKO (10 A / 250 VAC)
- UL (15 A / 250 VAC)
- CSA (15 A / 250 VAC)

Order Numbers

Screw-on mounting Protection class I		Snap-in mounting Protection class I		Terminals
Protection class II		Protection class II		
6100.3100	6102.3100*	6100.41XX	6102.51XX	Solder terminals 3,5 x 0,8 mm
6100.3200	6102.3200*	6100.42XX	6102.52XX	Quick connect terminals 4,8 x 0,8 mm
6100.3300	6102.3300*	6100.43XX	6102.53XX	Quick connect terminals 6,3 x 0,8 mm

Rivet mount types available on request
Therefore change the fifth digit in the order number from a "3" to a "9" (e.g. 6100.9300)

"XX" panel thickness (s) in 1/10 mm
10, 12, 15, 20, 25, 30
e.g. 6100.4315 for 1,5 mm

* Minimum order quantity for rivet mount types required

Cord retaining clamp and insulation cover see page 169