

2



1

THIS COPY IS PROVIDED ON A RESTRICTED BASIS AND IS NOT TO BE USED IN ANY WAY DETRIMENTAL TO THE INTERESTS OF PANDUIT CORP.

NOTES:  
1. IDENTIFICATION: VERTICAL, (20) 5-15R  
120V / 15A / SINGLE-PHASE POU

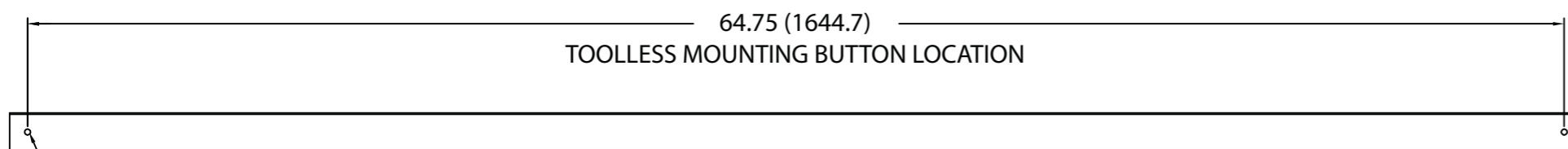
PANDUIT P/N	WEIGHT
CMRPSV15SIL	9 lb (4.1 kg)

<u>PART NO.</u>	<u>COLOR</u>
CMRPSV15SIL	BLACK

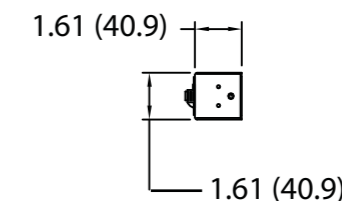
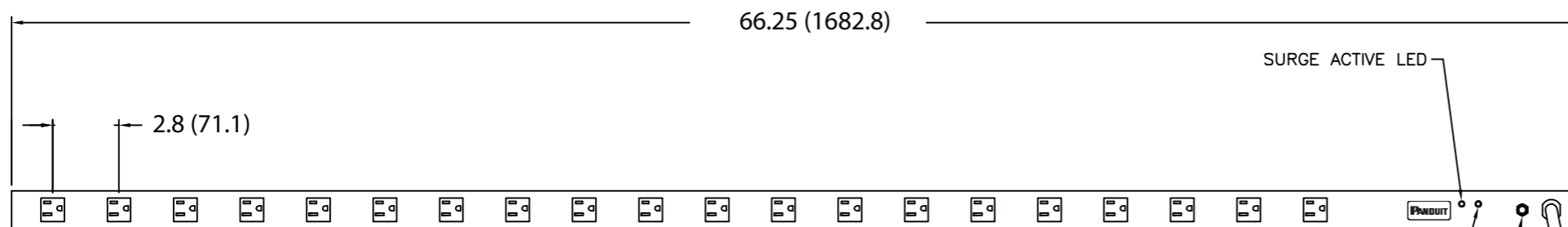
2. ACCESSORY COMPONENTS:  
 (4) #10-32 x 1/2" MOUNTING SCREWS  
 (4) #12-24 x 1/2" MOUNTING SCREWS  
 (2) #10-32 LOCKING COLLAR SCREWS  
 (2) L-BRACKETS
3. DIMENSIONS IN PARENTHESES ARE METRIC (mm).  
 4. SURGE SUPPRESSION UP TO 330V OR 720 JOULES.  
 5. UL® & c-UL® LISTED 60950.  
 6. RoHS COMPLIANT.  
 7. VISIT OUR ON-LINE CATALOG AT WWW.PANDUIT.COM FOR A CURRENT LIST OF PRODUCTS APPLICABLE FOR USE WITH THIS PART.  
 8. MAXIMUM AVAILABLE INPUT POWER = 1.4 KW  
 9. INSTALLATION SHALL COMPLY WITH ALL APPLICABLE NATIONAL, STATE, AND LOCAL CODES.

B

B



TOOLLESS MOUNTING BUTTON 2X



A

A

PLUG  
15 AMP, 125V, SINGLE-PHASE  
STRAIGHT BLADE  
NEMA 5-15P

TWENTY (20)  
RECEPTACLES  
20 AMP, 125V  
STRAIGHT BLADE  
NEMA 5-15R

REV	DATE	BY	CHK	DESCRIPTION	ECN	R	CUST	SUP	OTH
01A	9-11-12	PIP	MRWA	A. ADDED NOTE #9. B. UPDATED BUTTON MOUNTING NOTE.	09V098YB				
00A	10-26-11	MRWA	KRKE	RELEASED TO PRODUCTION	09V098YB				

MODEL FILENAME	09V098YB/01.PRT
CAD FILENAME/LAYERS	09V098YB_DC/01A.PRT
<b>PANDUIT</b> CORP. TINLEY PARK, ILLINOIS	
VERTICAL, (20) 5-15R POWER OUTLET UNIT CUSTOMER DRAWING	
UNLESS OTHERWISE SPECIFIED, DIMENSIONAL TOLERANCES ARE: INCHES X.X +/- 0.03 X.XX +/- 0.015 X.XXX +/- 0.005 [METRIC - MILLIMETER] X.X +/- 0.8 X.XX +/- 0.4 X.XX +/- 0.13 ANGLE +/- 1°	
UNLESS OTHERWISE SPECIFIED, ALL DIMENSIONS ARE GIVEN IN INCHES, THIRD ANGLE PROJECTION	SCALE NONE
DRAWN BY MRWA DATE 10-26-11	MAT'L:
CHK'D KRKE	DWG NO. 09V098YB
	DWG SIZE B

2



1