

Agilent HLMP-WL02, HLMP-WG02 High Intensity AllnGaP LED Lamps Data Sheet

Description

This 5 mm LED lamp is specially designed for applications requiring higher levels of intensity than is achieved with a standard lamp. The 5 mm lamp is available with 65 degree viewing angle.

Features

- T-1 3/4 (5 mm) General Purpose LED Lamps
- AllnGaP SunPower Intensity
- High Light Output
- Tinted Diffused Lens
- Amber and Red
- Available on Tape and Reel

Applications

- General Purpose
- Consumer Goods
- Indicator Lights

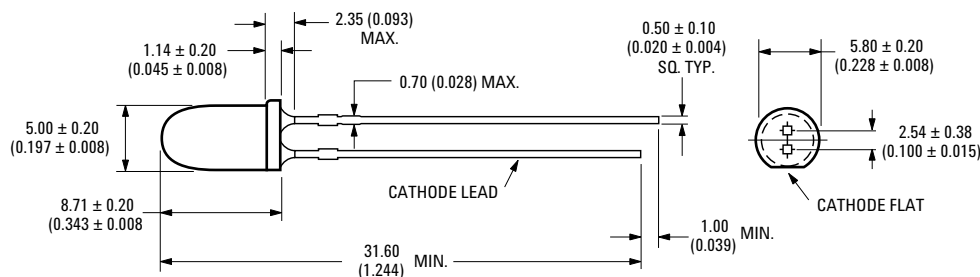
Device Selection Guide

T-1 3/4 (5 mm) Lamp		Luminous Intensity	
Color	Part Number	Min. mcd, I _f @ 20 mA	Viewing Angle 2θ _{1/2} (Degrees)
Amber	HLMP-WL02	35	65
Red	HLMP- WG02	26	65

Notes:

1. Dominant Wavelength, λ_d, is derived from the CIE Chromaticity Diagram, and represents the color of the lamp.
2. θ_{1/2} is the off-axis angle where the luminous intensity is one half the on-axis intensity.
3. The luminous intensity is measured on the mechanical axis of the lamp package.
4. The optical axis is closely aligned with the package mechanical axis.

Package Dimensions



Absolute Maximum Ratings at T_A = 25°C

Parameter	5 mm
DC Forward Current	50 mA ^[1,3,4]
Peak Pulsed Forward Current ^[3,4]	70 mA
Average Forward Current	30 mA
Reverse Voltage (I _R = 100 mA)	5 V
LED Junction Temperature	130°C
Operating Temperature	-40°C to + 100°C
Storage Temperature	-40°C to + 120°C
Wave Soldering Temperature	250°C for 3 seconds
Soldering Dipping Temperature [1.59 mm (0.06 in.) below body]	260°C for 5 seconds

Notes:

1. Derate linearly as shown in Figure 4.
2. For long term performance with minimal light output degradation, drive currents between 10 and 30 mA are recommended.
3. Please contact your Agilent sales representative about operating currents below 10 mA.

Electrical/Optical Characteristics at T_A = 25°C

Parameter	Symbol	Min.	Typ.	Max.	Units	Test Conditions
Forward Voltage Amber (λ _d = 590 nm) Red (λ _d = 626 nm)	V _F		2.02 1.90	2.4	V	I _F = 20 mA
Reverse Voltage	V _R	5	20		V	I _R = 100 mA
Peak Wavelength Amber Red	λ _{PEAK}		592 635		nm	Peak of Wavelength of Spectral Distribution at I _F = 20 mA
Spectral Halfwidth	Δλ _½		17		nm	Wavelength Width at Spectral Distribution ½ Power point at I _F = 20 mA
Speed of Response	τ _s		20		ns	Exponential Time Constant, e ^{-t/τs}
Capacitance	C		40		pF	V _F = 0, f = 1 MHz
Thermal Resistance	Rθ _{J-PIN}		240		°C/W	LED Junction-to-Cathode Lead
Luminous Efficacy ^[5] Amber Red	η _v		500 155		lm/W	Emitted Luminous Power/Emitted Radiant Power

Note:

1. The radiant intensity, I_e, in watts per steradian, may be found from the equation I_e = I_v/η_v, where I_v is the luminous intensity in candelas and η_v is the luminous efficacy in lumens/watt.

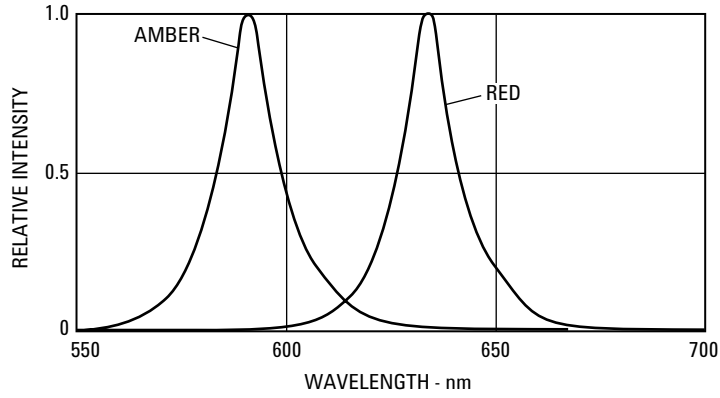


Figure 1. Relative Intensity vs. Peak Wavelength.

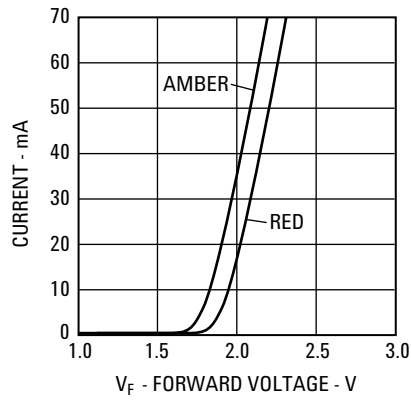


Figure 2. Forward Current vs. Forward Voltage.

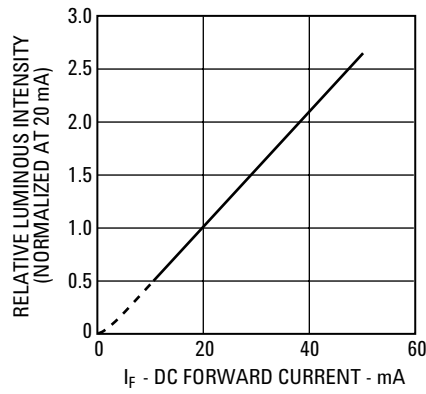


Figure 3. Relative Luminous Intensity vs. Forward Current.

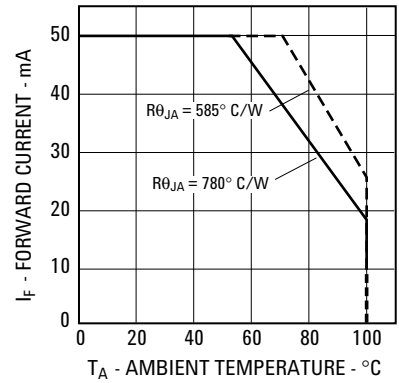


Figure 4. Maximum Forward Current vs. Ambient Temperature. Derating Based on $T_{JMAX} = 130^{\circ}C$.

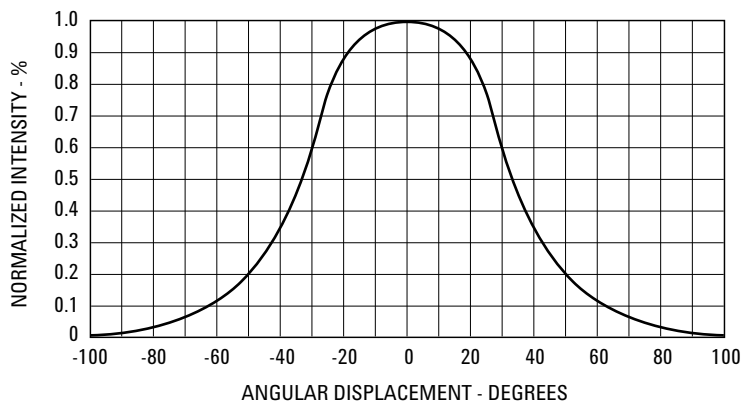


Figure 5. Representative Spatial Radiation Pattern for 65°

**[www.agilent.com/
semiconductors](http://www.agilent.com/semiconductors)**

For product information and a complete list of distributors, please go to our web site.

For technical assistance call:

Americas/Canada: +1 (800) 235-0312
or (916) 788-6763

Europe: +49 (0) 6441 92460

China: 10800 650 0017

Hong Kong: (+65) 6756 2394

India, Australia, New Zealand: (+65) 6755 1939

Japan: (+81 3) 3335-8152(Domestic/International), or 0120-61-1280(Domestic Only)

Korea: (+65) 6755 1989

Singapore, Malaysia, Vietnam, Thailand, Philippines, Indonesia: (+65) 6755 2044

Taiwan: (+65) 6755 1843

Data subject to change.

Copyright © 2005 Agilent Technologies, Inc.

Obsoletes 5989-1433EN

May 11, 2005

5989-2968EN



Agilent Technologies