

DESCRIPTION: 21WA4 // M // COAXIAL // PCB MOUNT

**SPECIFICATIONS:**

**ELECTRICAL:**

INSULATOR RESISTANCE: 5 GOHMS Min.  
 DIELECTRIC WITHSTANDING: 1,000VAC r.m.s.  
 OPERATING TEMPERATURE: -55° C ~ +125° C  
 SIGNAL CONTACT RESISTANCE: 10 MillioHMS Max.  
 COAXIAL CONTACT RESISTANCE: 2.7 MillioHMS Max.  
 COAXIAL PINS: 50 OHM  
 SIGNAL CONTACT CURRENT RATING: 5 AMPS

**MECHANICAL:**

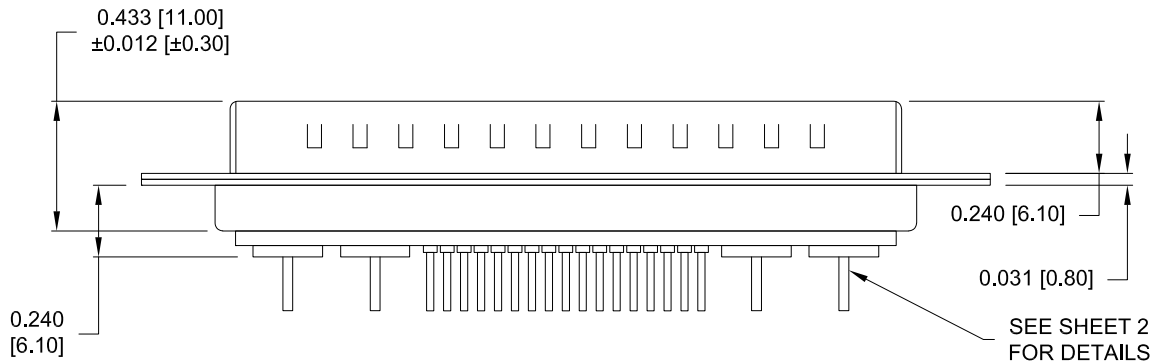
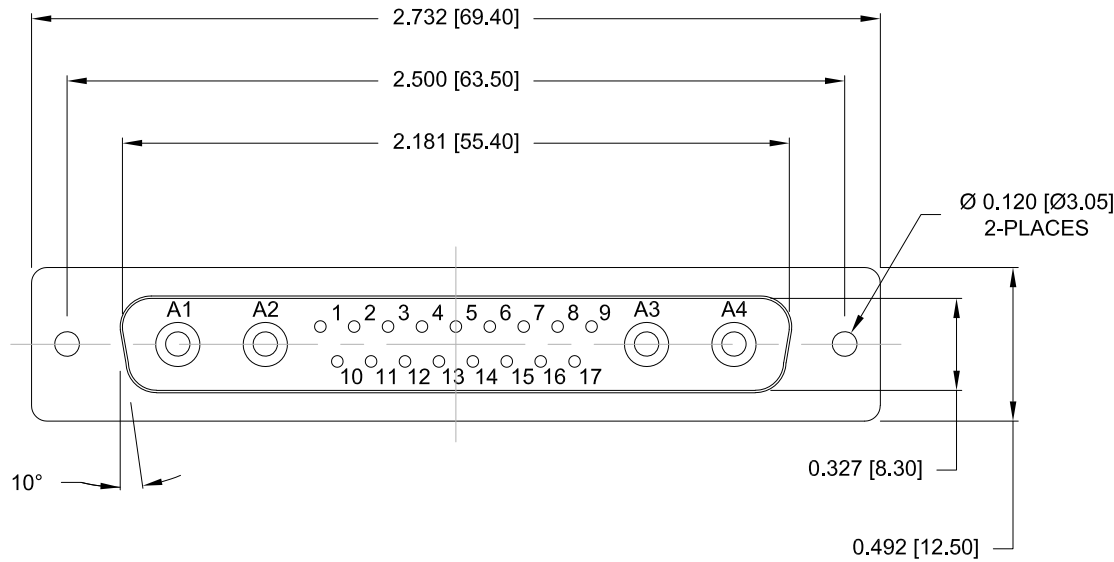
CONTACT INSERTION FORCE: 4.5 Kg Max.  
 CONTACT SEPARATOR FORCE: 0.3Kg Min.

**MATERIALS:**

CONTACTS: BRASS  
 INSULATOR: PBT UL94V-0 RATED,  
 230°C PROCESS TEMP.  
 SHELL: STEEL

**FINISH:**

SHELL: NICKEL  
 CONTACTS: FULL GOLD FLASH



**683M21WA4PLYYY**

- 0 = 50 OHM
- 1 = Gold Flash
- 0 = NO HARDWARE
- 1 = 0.098" CN PCB SIDE
- 2 = 0.236" CN PCB SIDE
- 3 = 0.236" CN MATING SIDE
- 4 = 0.237" BOARDLOCK PCB SIDE
- 5 = 0.224" BOARDLOCK PCB SIDE

**RoHS COMPLIANT**

UNITS = INCHES [MM] DO NOT SCALE FROM DRAWING



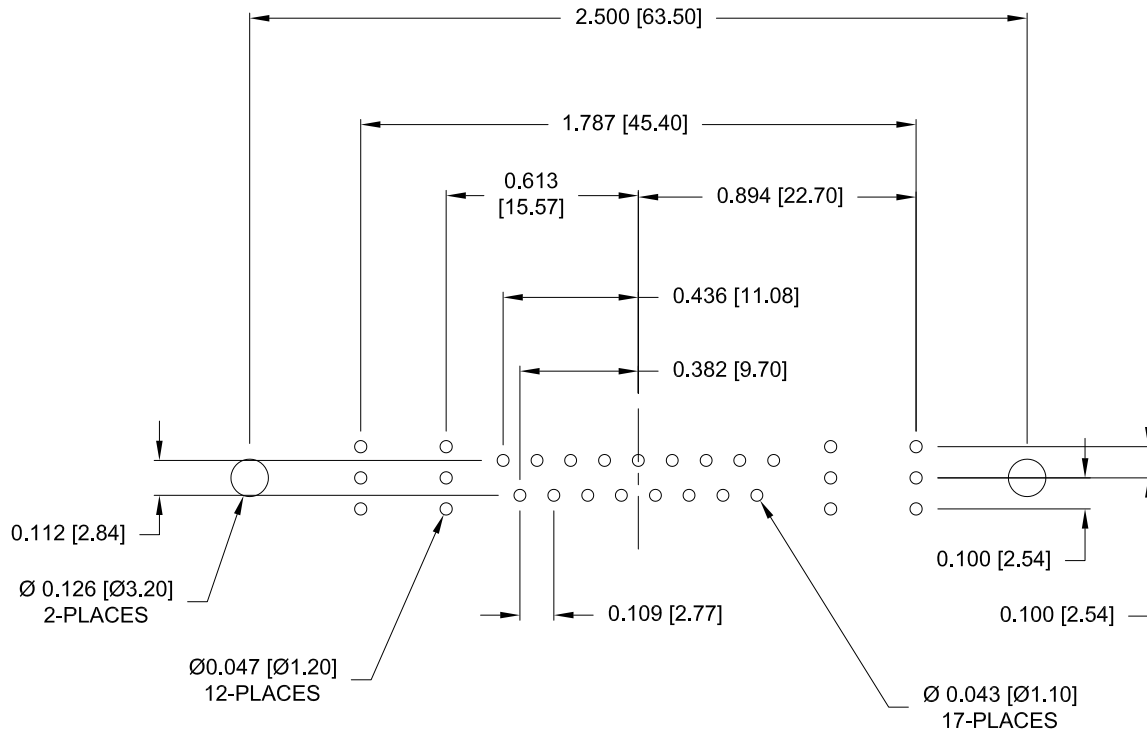
THESE DRAWINGS AND SPECIFICATIONS ARE THE PROPERTY OF NorComp AND SHALL NOT BE REPRODUCED, COPIED OR USED AS THE BASIS FOR THE MANUFACTURE OR SALE OF APPARATUS WITHOUT WRITTEN PERMISSION.

DRAWN: M. SIGMON  
 DATE: 03/13/2015

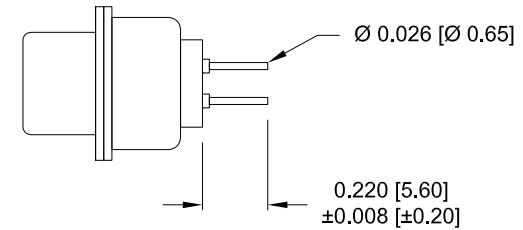
**NorComp**

SCALE: NTS	SHEET 1	OF 3	REV 2
DWG NO:		683M21WA4PLYYY	

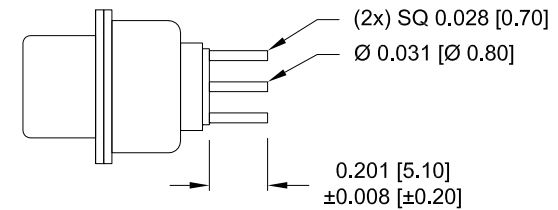
NOTE:  
COAXIAL CONTACTS COME  
PRE-LOADED INTO INSULATORS



RECOMMENDED PCB LAYOUT



SIGNAL CONTACTS



50 OHM COAXIAL CONTACT

RoHS COMPLIANT

UNITS = INCHES [MM] DO NOT SCALE FROM DRAWING



THESE DRAWINGS AND SPECIFICATIONS ARE THE PROPERTY OF NorComp AND SHALL NOT BE REPRODUCED, COPIED OR USED AS THE BASIS FOR THE MANUFACTURE OR SALE OF APPARATUS WITHOUT WRITTEN PERMISSION.

DRAWN:  
M. SIGMON

DATE:  
03/13/2015

NorComp

SCALE:  
NTS

SHEET OF  
2 3

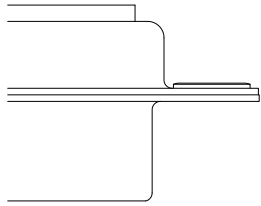
REV  
2

DWG NO: 683M21WA4PLYYY

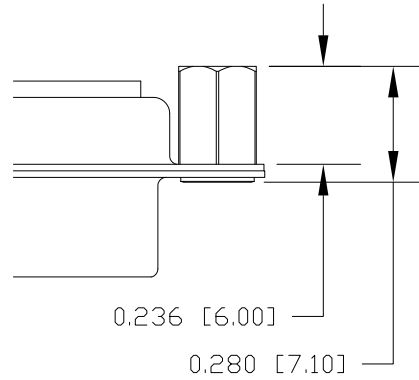
ALL CLINCH-NUTS ARE 4-40 INTERNAL THREADS

TOLERANCE:  
ALL DIMENSIONS ARE ±0.010

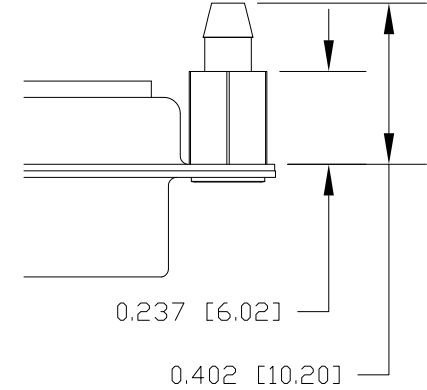
0 ..... NO HARDWARE



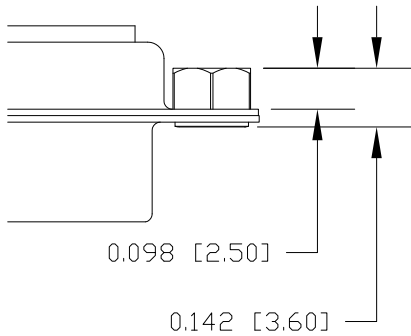
2 ..... 0.236" PCB SIDE



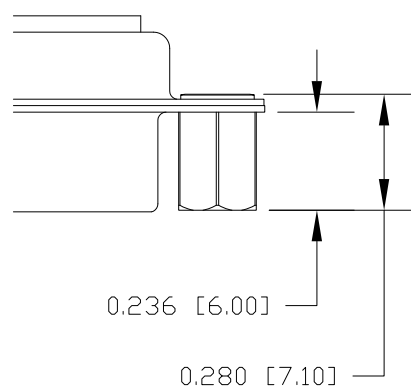
4 ..... 0.237" PCB SIDE



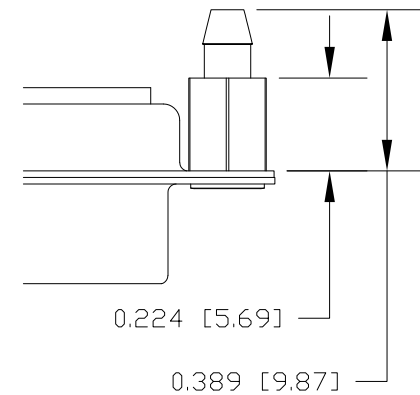
1 ..... 0.098" PCB SIDE



3 ..... 0.236" MATING SIDE



5 ..... 0.224" PCB SIDE



RoHS COMPLIANT

UNITS = INCHES [MM] DO NOT SCALE FROM DRAWING



THESE DRAWINGS AND SPECIFICATIONS ARE THE PROPERTY OF NorComp AND SHALL NOT BE REPRODUCED, COPIED OR USED AS THE BASIS FOR THE MANUFACTURE OR SALE OF APPARATUS WITHOUT WRITTEN PERMISSION.

DRAWN:  
M. SIGMON

DATE:  
03/13/2015

NorComp

SCALE:  
NTS

SHEET OF  
3 3

REV  
2

DWG NO:

683M21WA4PLYYY