

Pan-Way® T-45 Surface Raceway System

specifications

T-45 non-metallic multi-channel, two-piece, hinged cover design surface raceway shall be used to route, protect, and conceal data, voice, video, fiber optic and power cabling. The raceway shall be listed as suitable for use in applications up to 600 volts between conductors by Underwriters Laboratories, Inc. per standard 5A, and by Canadian Standards Association, Inc. per 22.2 no. 62.1-03, when screw secured and installed per instructions. A full complement of fittings with a 1" minimum bend radius compliant with TIA/EIA-568-B, must be available as well as device brackets and junction boxes to install a variety of communication and electrical devices. Divider walls must be available to form separate channels in the multi-channel raceway. An offset box shall be available, with versions for "snap-on" as well as "screw mount" faceplates, for mounting the power receptacle or the data receptacles outside of the raceway channel. T-45 raceway will be manufactured from impact resistant material with flammability rating of V-0. T-45 raceway must be tamper resistant yet also allow access for moves, adds and changes. T-45 raceway finish shall be pure color and will resist scratches and dents and will not peel or corrode.



technical information

Material:	Rigid PVC
Flammability:	UL94V-0; FT4
Voltage rating:	UL-5A 600VAC; CSA C22.2 No. 62.1-03 600 V
Approvals:	UL Listed 95425 (raceway); UL Listed E116129 (fittings)
NEC:	Article 388
Color:	IW (Off White) and EI (Electrical Ivory) available in both 8 ft. and 10 ft. lengths, with and without adhesive. WH (White) only available in 8 ft. lengths, without adhesive.
CSI spec form:	LP-CSISPEC-T45-1

key features and benefits

Unique size	Provides greater capacity in a smaller footprint allowing greater flexibility to match the raceway to the application
1" bend radius control fittings	Meets TIA/EIA standard and many warranty requirements
Designer profile	Aesthetically pleasing and matches a wide variety of decors. The Raceway is field paintable to match walls and surrounding décor
Multi-directional hinge	Easy access from either side of the raceway provides more convenience for moves, adds and changes; latch is tamper resistant which provides maximum security for communication cabling and maximum safety for power cabling
Multi-channel capable	Capable of routing both power and communication cabling in a single raceway
Multi-termination options	Ability to create many different configurations using in-line termination features, offset boxes or certain Pan-Way® surface mount boxes

applications

Pan-Way® T-45 Non-Metallic Surface Raceway is a multi-channel raceway which provides solutions for routing low voltage, fiber optic and/or power cabling along perimeter walls. T-45 Surface

Raceway terminates using the T-45 Hinged Data and Power Brackets, T-45 Offset Box and Pan-Way® Surface Mount Outlet Boxes and superior Pan-Way® Snap-On Faceplates.

Pan-Way® T-45 Raceway

Raceway Base with adhesive:	T45BIW**-A
Raceway Base without adhesive:	T45BIW**
Raceway Cover:	T45CIW8
Divider Walls:	T45DW**

T-45 Raceway Fittings

Cover coupler fitting:	T45CCIW-X
Outside corner fitting:	T45OCIW
Inside corner fitting:	T45ICIW
Right angle fitting:	T45RAIW
End cap fitting:	T45ECIW
Entrance end fitting:	T45EEIW
Tee fitting:	T45TIW

T-45 Raceway Accessories

Hinged data bracket:	T45HDBIW
Wire retainer:	T45WR-X
Workstation Outlet Center™ Offset Box:	T45WCIW
Electrical bracket and box for rectangular outlets:	T45HEGBIW

**Insert raceway length of 8' or 10'

All parts listed in Off White (IW) color.

To order other colors, substitute IW in the part number with Electrical Ivory (EI) or White (WH).

Pan-Way® T-45 Surface Raceway System

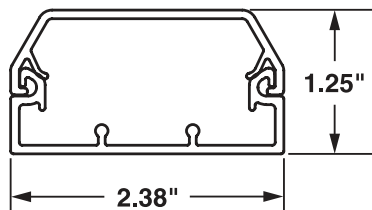
wire fill

Raceway Type and Configuration	Fill Area (in ²)	Electrical Cables			Data Grade Cables												Coax Cables				Fiber Optic Cable			
		14 AWG	12 AWG	10 AWG	24 AWG		24 AWG		24 AWG		24 AWG		24 AWG		24 AWG		RG6		RG59/u		2 Strand			
		THHN/THWN/T90			Cat. 5e - Plenum	Cat. 5e - Riser	Cat. 6		Cat. 6A		Cat. 6A		Cat. 6A		Cat. 6A (SD)									
		0.111	0.130	0.164	DIA = 0.193	DIA = 0.225	DIA = 0.240		DIA = 0.289		DIA = 0.300		DIA = 0.330		DIA = 0.240		DIA = 0.275		DIA = 0.242		DIA = 0.175			
		FILL			FILL		FILL		FILL		FILL		FILL		FILL		FILL		FILL		FILL		FILL	
		MAX	MAX	MAX	SPEC	MAX	SPEC	MAX	SPEC	MAX	SPEC	MAX	SPEC	MAX	SPEC	MAX	SPEC	MAX	SPEC	MAX	SPEC	MAX	SPEC	MAX
(UL Temp Rise Test)			(40%)	(60%)	(40%)	(60%)	(40%)	(60%)	(40%)	(60%)	(40%)	(60%)	(40%)	(60%)	(40%)	(60%)	(40%)	(60%)	(40%)	(60%)	(40%)	(60%)		
T-45: No Devices	2.13	36	27	25	29	43	21	32	18	28	12	19	12	18	9	14	18	28	14	21	18	27	35	53
T-45: No Devices with wire retainer	1.72	36	27	25	23	35	17	25	15	22	10	15	9	14	8	12	15	22	11	17	14	22	28	42
T-45: Power and data with wire retainer and divider wall (2 channels)	0.44	12	11	8	-	-	-	-	-	-	-	-	-	-	-	-	-	-	-	-	-	-	-	-
	1.20	-	-	-	16	24	12	18	10	15	7	10	6	10	5	8	10	15	8	12	10	15	19	29
T-45: Power and data with wire retainer and two divider walls (3 channels)	0.44	12	11	8	6	9	4	6	3	5	2	4	2	3	2	3	3	5	2	4	3	5	7	10
	0.68	-	-	-	9	13	6	10	6	9	4	6	3	5	3	4	6	9	4	6	5	8	11	16
	0.44	-	-	-	6	9	4	6	3	5	2	4	2	3	2	3	3	5	2	4	3	5	7	10
T-45: Power and data using the Workstation Outlet Center™ Offset Box	0.41	12	11	8	-	-	-	-	-	-	-	-	-	-	-	-	-	-	-	-	-	-	-	-
	1.06	-	-	-	14	21	10	15	9	14	6	9	5	8	4	7	9	14	7	10	9	13	17	26
T-45: Data only using data bracket	2.00	-	-	-	27	41	20	30	17	26	12	18	11	16	9	14	17	26	13	20	17	26	33	49
T-45 Power and Data using Hinged Data Bracket with Divider Insert	0.52	12	11	8	-	-	-	-	-	-	-	-	-	-	-	-	-	-	-	-	-	-	-	-
	1.20	-	-	-	16	24	12	18	10	15	7	10	6	10	5	8	10	15	8	12	10	15	19	29
T-45: Power and Data Using Electrical Bracket and Box	0.22	9	7	4	-	-	-	-	-	-	-	-	-	-	-	-	-	-	-	-	-	-	-	-
	0.50	-	-	-	6	10	5	7	4	6	3	4	2	4	2	3	4	6	3	5	4	6	8	12

Note: For all cable options please see the Raceway Cable Fill Calculator on www.panduit.com/calculators.

Pan-Way® T-45 Surface Raceway System

T-45 raceway channels



T-45
Internal Area = 2.12 Sq. In.



T45B

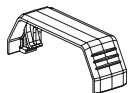


T45C

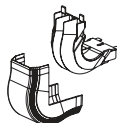


T45DW

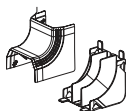
fittings and accessories



T45CC**-X



T450C



T45IC



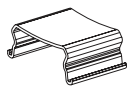
T45RA



T45EC



T45EE



T45WR-X



T45WC



T45T



T45HDB



T45HEGB

WORLDWIDE SUBSIDIARIES AND SALES OFFICES

PANDUIT US/CANADA
Phone: 800.777.3300

PANDUIT EUROPE LTD.
London, UK
Phone: 44.20.8601.7200

PANDUIT SINGAPORE PTE. LTD.
Republic of Singapore
Phone: 65.6305.7575

PANDUIT JAPAN
Tokyo, Japan
Phone: 81.3.6863.6000

PANDUIT LATIN AMERICA
Guadalajara, Mexico
Phone: 52.33.3777.6000

PANDUIT AUSTRALIA PTY. LTD.
Victoria, Australia
Phone: 61.3.9794.9020

For a copy of Panduit product warranties, log on to www.panduit.com/warranty

PANDUIT®

For more information
Visit us at www.panduit.com
Contact Customer Service by email: cs@panduit.com
or by phone: 800.777.3300

© 2022 Panduit Corp.
ALL RIGHTS RESERVED.
SRSP24--WW-ENG
6/2022