


L9026 configurable multi-channel driver evaluation board



Features

- Operating input voltage: 3 V to 18 V
- Two fixed high-side drivers up to 1 A
- Six configurable HS/LS drivers up to 1 A
- Idle mode for reduced current consumption
- Possible Daisy chain configuration
- Two parallel input pins with Input mapping functionality
- SPI communication interface for control and diagnostics
- Configurable dip switch for all available L9026 configurations
- Reference design with optimized bill of materials
- L9026 hosted in HTSSOP24 package
- 4-layer PCB (80 x 65 mm)

Description

The EVAL-L9026-YO is a low-cost tool designed to evaluate L9026, a smart power device designed by STMicroelectronics in advanced BCD technology. The L9026 is an eight channels IC, with 2 fixed HS drivers and 6 configurable HS/LS drivers designed for Automotive applications (LEDs and Relays) and compatible with resistive, inductive, and capacitive loads. The device offers advanced diagnostic and protection functionalities such as: short to GND, open load, overcurrent, over-temperature detections. The 8 output channels can be either driven by SPI or by 2 dedicated parallel inputs that can be associated to different output thanks to a programmable internal multiplexer. Limp home functionality is also featured, which allows using 2 selected drivers in particular, faulty, conditions, such as SPI fault, microcontroller fault or supply UV. Daisy chain compatibility even with 8bit SPI is available. The device is able to guarantee operations under cranking scenario down to VBATT = 3 V and guarantees very low quiescent current under RESET condition. A serial peripheral interface (SPI) is used for control and configuration of the loads as well as of the device; besides, status feedback of all diagnostic functions is provided. For direct control and PWM there are two input pins available: these are connected to two defined outputs by default, but additional or different output mapping can be controlled by SPI. Thanks to the expansion connectors, EVAL-L9026-YO allows the complete control of L9026 communication interface (SPI) and parallel input/output. All the possible configuration on the single channel can be easily managed thanks to dip switches. The evaluation board can be also controlled with Graphical User Interface available on PTSCONNECTUM hardware interface.

Product status link

EVAL-L9026-YO

Product summary

Order code	EVAL-L9026-YO
Reference	Evaluation board
Order code	PTSCONNECTUM
Reference	Hardware interface

1 Electrical characteristics

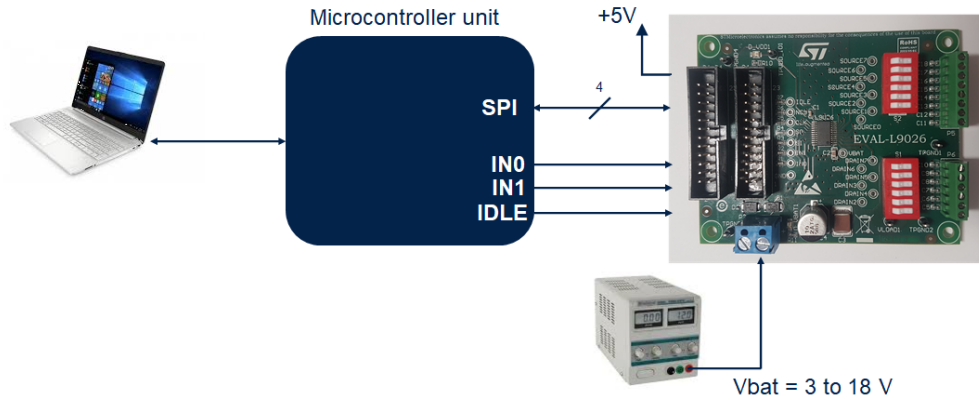
- Operative input Voltage: 3 V – 18 V
- Output:
 - 2 fixed HS driver up to 1 A
 - 6 configurable HS/LS driver up to 1 A
- Idle input
- IN0 and IN1 configurable parallel input
- SPI communication interface
- Configurable dip switch for all the L9026 available configuration
- 80x65 mm 4 layers PCB

2 System requirements

- 3 V to 28 V power supply with current capability up to 8 A
- Loads: LED, Relay, Solenoids Lamp with a rating of 12 V / 1 A
- Oscilloscope and/or multimeter


3 External connection

Figure 1. Connection with an arbitrary microcontroller board



Note: the configuration sequence is available on the EVAL-L9026-YO User Manual.

Figure 2. Connection using PT&S Connect tool



Note: the Graphical User Interface is available on PTSCONNECTUM interface.

Appendix A Reference documents

Table 1. Reference documents

Doc Name	ID	Title
UM2761	034578	EVAL-L9026-YO Evaluation Board

Revision history

Table 2. Document revision history

Date	Version	Changes
06-Aug-2020	1	Initial release.

Contents

1	Electrical characteristics	2
2	System requirements	3
3	External connection	4
4	Evaluation board schematic	5
Appendix A	Reference documents	6
	Revision history	7

List of figures

Figure 1.	Connection with an arbitrary microcontroller board	4
Figure 2.	Connection using PT&S Connect tool	4
Figure 3.	Evaluation board schematic	5

IMPORTANT NOTICE – PLEASE READ CAREFULLY

STMicroelectronics NV and its subsidiaries (“ST”) reserve the right to make changes, corrections, enhancements, modifications, and improvements to ST products and/or to this document at any time without notice. Purchasers should obtain the latest relevant information on ST products before placing orders. ST products are sold pursuant to ST’s terms and conditions of sale in place at the time of order acknowledgement.

Purchasers are solely responsible for the choice, selection, and use of ST products and ST assumes no liability for application assistance or the design of Purchasers’ products.

No license, express or implied, to any intellectual property right is granted by ST herein.

Resale of ST products with provisions different from the information set forth herein shall void any warranty granted by ST for such product.

ST and the ST logo are trademarks of ST. For additional information about ST trademarks, please refer to www.st.com/trademarks. All other product or service names are the property of their respective owners.

Information in this document supersedes and replaces information previously supplied in any prior versions of this document.

© 2020 STMicroelectronics – All rights reserved