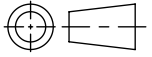
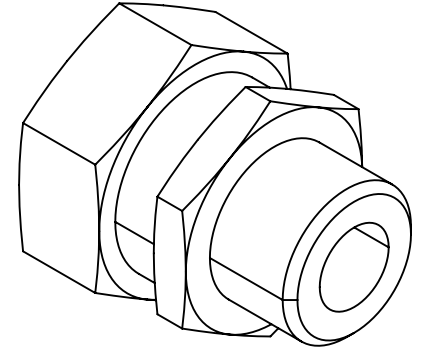
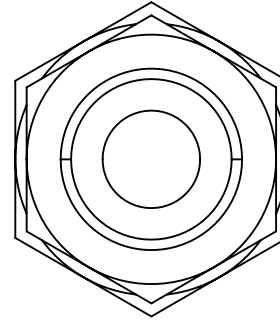
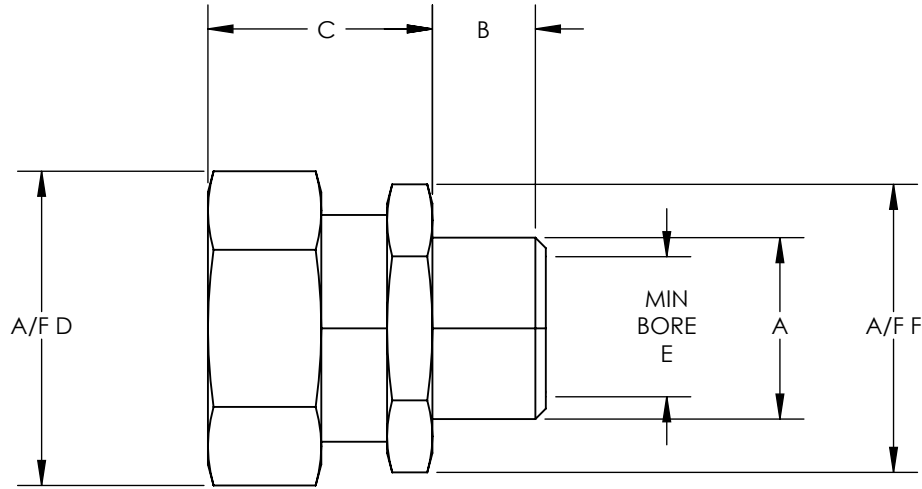


SW2014



Revision level			Revision Record	Changed	Date	Approved	Date
Drawing	State	Part					
00.0	Design Release		SEE ECN# 013596	GRW	10/24/2016	KAC	10/24/2016



Conduit Size		HellermannTyton Part Number	Manufacturer Reference Number	NPT Thread	Dimension (mm)									
in.	mm			A	B		C		D		E		F (A/F)	
					in.	mm	in.	mm	in.	mm	in.	mm	in.	mm
3/8	16	LPC038-S-050	LPC16-050-C	1/2 NPT	0.47	12.0	0.83	21.0	1.02	26.0	0.42	10.7	0.94	24.0
1/2	20	LPC050-S-050	LPC20-050-C	1/2 NPT	0.47	12.0	0.85	21.5	1.14	29.0	0.57	14.5	1.02	26.0
3/4	25	LPC075-S-075	LPC25-075-C	3/4 NPT	0.55	14.0	1.04	26.5	1.38	35.0	0.75	19.0	1.30	33.0
1.00	32	LPC100-S-100	LPC32-100-C	1 NPT	0.59	15.0	1.21	30.8	1.65	42.0	0.97	24.6	1.57	40.0
1.25	40	LPC125-S-125	LPC40-125-C	1-1/4 NPT	0.63	16.0	1.24	31.5	2.05	52.0	1.29	32.7	1.97	50.0
1.50	50	LPC150-S-150	LPC50-150-C	1-1/2 NPT	0.63	16.0	1.38	35.0	2.28	58.0	1.48	37.7	2.28	58.0
2.00	63	LPC200-S-200	LPC63-200-C	2 NPT	0.79	20.0	1.53	38.8	2.76	70.0	1.93	49.0	2.76	70.0

Material
NICKEL PLATED BRASS

Units: inches
Dimension without tolerances details to:
.xxxx = ±.0005
.xxx = ±.005
.xx = ±.01
.x = ±.03
None = ±.06
∠ = ±0.5°
Dimension Formatted in/[mm]

The copyright of this drawing is reserved by HellermannTyton. It is issued on condition that it is not reproduced, copied, or disclosed to a third party, either wholly or in part, without the consent of HellermannTyton.

Drawn GRW 10/24/2016
Approved KAC 10/24/2016

HellermannTyton
North America
Email: corp@htamericas.com
Web: www.hellermann.tyton.com

Article/Type-No LPC-C SERIES
Title **HELAGUARD FIXED METTALIC COMPRESSION FITTING, NPT THREAD, IP68**
Drawing-No PRODUCTION : Phase
16-1627-001-CSU

Scale .
Project Number PRP 16-1627
Format AH
Sheet 1/1